


EVAPORATIVE CONDENSERS

eco-ATC-A

EXTENDED SURFACE CONDENSER



eco-Saver
LOW ENERGY
Models



Available with Optional
evapco
WATER SYSTEMS

ENVIRONMENTALLY CONSCIOUS OPERATION

Available in Capacities from **47 to 2,728 Ammonia Tons!**



IARW International Association of Refrigerated Warehouses

Member of
iiar
International Institute of Ammonia Refrigeration
www.iiar.org

AHRI Air-Conditioning, Heating, and Refrigeration Institute

eco-ATC-A Design & Construction Features

The eco-ATC-A line of evaporative condensers reflects EVAPCO's continuing commitment to research and development. Utilizing the **Ellipti-fin®** heat transfer coil, the eco-ATC-A offers increased heat transfer during wet operation and offers significant water savings due to extended periods of dry operation. The eco-ATC-A is another chapter in EVAPCO's ongoing dedication to quality, environmentally friendly products.



PVC Spray Distribution Header with ZM® II Nozzles

- Large orifice nozzles prevent clogging (no moving parts).
- Redesigned nozzles for superior water distribution.
- Nozzles are threaded into header at proper orientation.
- Fixed position nozzles require zero maintenance.
- Threaded end caps for ease of cleaning.
- Guaranteed for life.

G-235 Mill Hot-Dip Galvanized Steel Construction

(Stainless steel available as affordable option)



Water Saver Drift Eliminators

- Patented design reduces drift rate to 0.001%.
- Made from corrosion resistant PVC for long life.

U.S. Patent No. 6,315,804

Ellipti-fin® Heat Transfer Technology

- Thermal Pak® coil with extended surface.
- Water savings through extended periods of dry operation.
- High heat transfer efficiency.
- Low refrigerant charge.



Non-Chemical Water Treatment (Optional)

- Scale, corrosion and bacteria control.
- Factory mounted with single source responsibility.
- Environmentally safe, chemical-free water treatment.

U.S. Patent No. 7,704,364



Solid Chemistry Water Treatment (Optional)

- Controlled release chemistry provides uniform treatment over a 30 day period.
- Factory mounted and wired.
- Easier and safer; eliminates the potential for liquid spills.

U.S. Patent No. 8,398,850


Totally Enclosed Pump Motors

- Help assure long, trouble-free operation.



Stainless Steel Strainer

- Resists corrosion better than other materials.



Super Low Sound Fan *(Optional)*

- **9-15 dB(A) sound reduction.**
- Extremely wide chord fan blades for sound sensitive applications.
- One piece molded heavy duty construction.

Advanced Drive System Design

- Totally Enclosed Fan Motors assures Long Life.
- Power-Band Belts for Better Lateral Rigidity.
- Advanced Design Aluminum Fan Blades.
- Non-corroding Cast Aluminum Sheaves.
- Heavy-Duty Fan Shaft Bearings with L-10 Life of 75,000 - 135,000 hrs.
- All Other Components are of Corrosion Resistant Materials.
- All Components Covered by 5 Year Warranty.



Easy to Service Motor Mount Design

- **All normal maintenance can be performed quickly from outside the unit.**
- Designed for easy belt adjustment.
- Extended lube lines for easy bearing lubrication.
- If required, motor may swing to outside for easy removal (10', 12' & 24' wide models).



Unique Field Seam

- Eliminates up to 66% of fasteners.
- Self-guiding channels improve quality of field seam to reduce leaks.
- Easy to install.
- Lower installation cost.

Air Inlet Access Door *(Optional)*

- Increased ease of access to basin.
- Hinged access panel with quick release mechanism.
- Not available on all models.



"Clean Pan" Basin Design

- Access from all four sides.
- Large open area simplifies maintenance.
- Basin may be inspected with pumps running.
- Sloped basin design prevents sediment buildup, biological film and standing water.

WST Framed Inlet Louvers *(Water and Slight Tight)*

- Framed for easy handling, tighter fit and longer life
- Design keeps sunlight out – preventing biological growth.
- Keeps water in while keeping dirt and debris out.



U.S. Patent No. 7,972,196

eco-ATC-A Design & Construction Features



About EVAPCO

Evapco is the global innovator in heat transfer solutions. Our pledge is to make everyday life easier, more comfortable, more reliable, and more sustainable for people everywhere. With manufacturing and sales offices in more than 50 countries and 48 active US patents – we are the team that engineers and contractors know they can count on for life.


Contact

your local Evapco Representative
or visit evapco.com to learn more.

Ellipti-fin® Heat Transfer Coil


Evolution of Heat Transfer Technology

EVAPCO has a long standing commitment to heat transfer research and development. This commitment has resulted in a number of advancements in heat transfer coil design. Up until the mid-1980's, evaporative condensers were manufactured



Round Tube Coil by Others

with tightly packed round tube coils. Through thousands of hours of testing and research, EVAPCO developed the Thermal Pak® coil. The Thermal Pak® coil was patented in 1987, (now expired), and changed the thinking of system design engineers by changing the shape of the coil tubes. The elliptical tube design maximized the effective tube surface area while lowering airside pressure drop and allowing for higher water loading. The combination of the elliptical shape tube in the Thermal Pak® orientation increased heat transfer efficiency and resulted in one of the highest capacities per plan area of evaporative condensers available today.





Thermal-Pak® Coil by EVAPCO

Throughout the late 1980's and into the 1990's, EVAPCO was continuously looking for ways to improve heat transfer efficiency. This research resulted in the development of the Thermal Pak® II heat transfer coil. The Thermal Pak® II coil utilized the same elliptical shape tube introduced in the original Thermal Pak coil, but changed the orientation of the tubes to improve the tubes air to water interface for increased heat transfer efficiency.


The development of the Thermal Pak® II coil resulted in a reduction in refrigerant charge as well as a reduction in operating weight through reduced coil volume while maintaining the same thermal performance as the original Thermal Pak® coil design.

eco-ATC-A Design & Construction Features

Ellipti-fin® Heat Transfer Coil



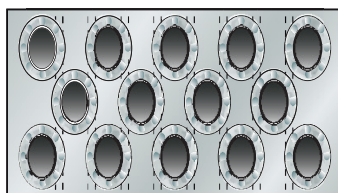
- Elliptical Tubes with Spiral Wound Fins
- Improved Dry and Wet Operation
- All Rows Finned



Thermal-Pak® II Coil by EVAPCO

Research and development is an on-going process at EVAPCO. Through the success of the Thermal Pak® II coil, EVAPCO saw the potential for new coil configurations and the need for new manufacturing technology to improve processes and efficiency. During this same time, it became evident that a need exists for more environmentally conscious evaporative cooling products.

EVAPCO used the experience gained through the development of the Thermal Pak® and Thermal Pak® II heat transfer coils, combined with new manufacturing procedures, to develop the **Ellipti-fin®** heat transfer coil. The **Ellipti-fin®** coil utilizes an elliptical shape tube with extended surface fins for maximum heat transfer efficiency. **The extended surface increases the heat transfer efficiency in the evaporative or wet mode as well as the dry mode of operation.**



Ellipti-fin® Finned Elliptical Tube by EVAPCO

The **Ellipti-fin®** coil incorporates features of both the Thermal Pak® and Thermal Pak® II coils as the tubes are oriented vertically yet spaced so as not to increase the airside pressure drop. As such, eco-ATC-A condensers are not subject to the performance penalties normally associated with round tube extended surface coils. Additionally, EVAPCO ensures proper evaporative operation by thoroughly wetting the coil surface with one of the highest water loading rates in the industry for conventional evaporative condensers.

Ellipti-fin® coils are manufactured from high quality carbon steel tubing following the most stringent quality control procedures and in accordance with the ASME B31.5 Refrigerant Piping Code. Each circuit is inspected to assure the material quality and tested before fins are wound onto the surface of the tube. Each circuit is then assembled into a complete coil with a design pressure of 300 psig (optional design pressure of 400 psig available). Finally, the assembled coil is tested in accordance with ASME B31.5 with air under water to ensure the unit is leak free. To protect the coil against corrosion, and complete the bond between tube and fin, the entire assembly is dipped in molten zinc (hot dip galvanized) at a temperature of approximately 800°F.

EVAPCO's new **Ellipti-fin®** condensing coils are designed for maximum heat transfer efficiency. This unique coil design utilizes counterflow heat transfer. The rows of the finned elliptical tubes are positioned vertically in the direction of airflow to enhance turbulence, which increases heat transfer while minimizing airside pressure drop. The design features of EVAPCO's **Ellipti-fin®** condensing coils ensure the end-user will receive maximized evaporative heat transfer efficiency wet or dry. These characteristics, along with other engineering advancements of the **Ellipti-fin®** coil, have been proven in EVAPCO's world-class research and development laboratory.

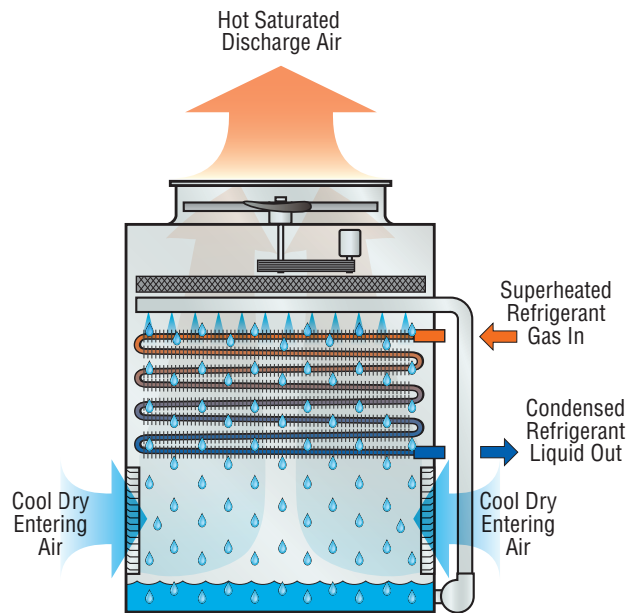
eco-ATC-A Design Features

Proven Performance and Design Flexibility

Principle of Operation

Evaporative Mode

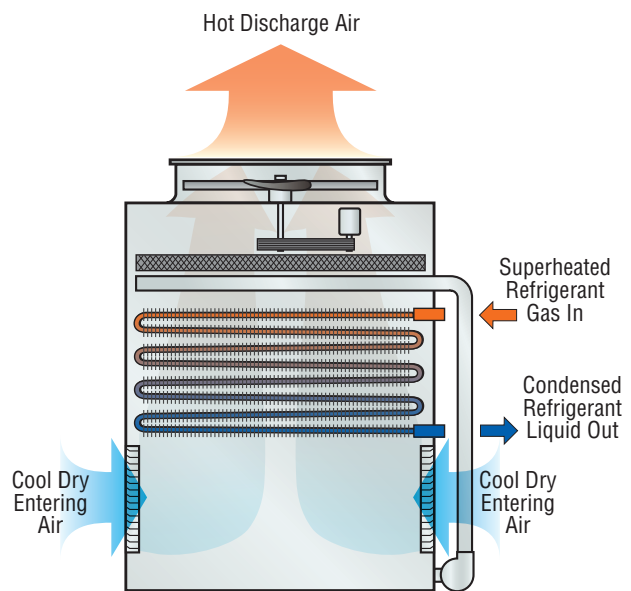
The refrigerant gas is discharged from the compressor into the inlet connection of the eco-ATC-A condenser. Water from the condenser's sump is circulated over the condenser coil while ambient air is simultaneously drawn into the unit. As the ambient air moves up through the coil section, a portion of the spray water is evaporated into the air stream. The evaporative process cools the spray water, which in turn cools the tubes containing the refrigerant gas. The cool tube walls cause the refrigerant gas to give up heat and condense into a liquid. The condensed liquid flows out of the coil to the high pressure liquid receiver for return to the system. The hot, saturated air is drawn through the drift eliminators where any entrained water droplets are removed. The condenser's fan then discharges this air stream out of the top of the unit at a high velocity where it can dissipate harmlessly into the atmosphere. The water, which was not evaporated, falls into the sump and is recirculated by the spray pump to the water distribution system above the condensing coil section.



eco-ATC-A Evaporative Mode

Dry Mode

The refrigerant gas is discharged from the compressor into the inlet connection of the eco-ATC-A condenser. Ambient air is drawn into the unit and moves over the heat transfer coil. The air is warmed while the tubes containing the refrigerant gas are cooled. The cool tube walls cause the refrigerant gas to give up heat and condense into a liquid. The condensed liquid flows out of the coil to the high pressure liquid receiver for return to the system. The hot discharge air is drawn through drift eliminators and then the fan discharges the air stream out of the top of the unit where it can dissipate harmlessly into the atmosphere.



eco-ATC-A Dry Mode

eco-ATC-A Design Features

Proven Performance and Design Flexibility

Water and Energy Saving with eco-ATC-A Technology

Low Fan Motor Hp

The eco-ATC-A features the EVAPCO **Ellipti-fin**[®] coil which utilizes elliptical spiral fin coil technology. Depending on coil configuration, this technology allows a 10% to 30% increase in thermal performance during evaporative operation while offering model selections with reduced fan motor horsepower.

Reduced Plan Area

Due to the increased thermal performance, eco-ATC-A also minimizes the footprint required for a given capacity, thereby reducing the space required for an evaporative condenser. A smaller footprint means less steel and lower installation costs.

Significant Water Savings

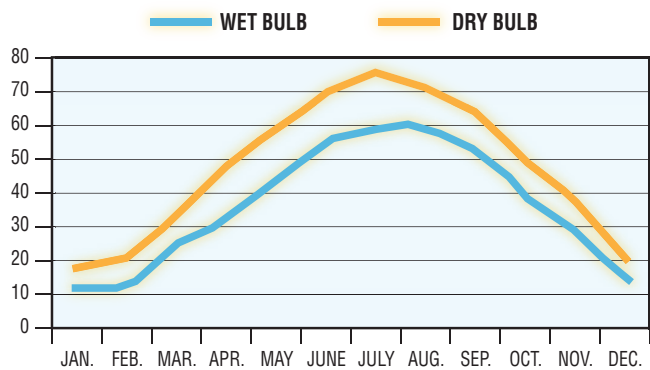
The **Ellipti-fin**[®] coil technology enables the eco-ATC-A to be operated in a 100% Dry Mode at a significantly higher switchover temperature than that of a typical bare tube coil evaporative condenser. This leads to a significant increase in the number of hours per year the condenser can operate in dry mode (spray pumps off), thus increasing your water savings. This combination of features allows the eco-ATC-A to be operated with both energy and water efficiency in mind, making it the ideal choice for many installations.

Consider a meat processing plant application near Minneapolis, MN where the unit is required to reject a constant heat load of 500 tons of refrigeration at a 95°F condensing temperature and a summer design wet bulb temperature of 76°F. The process operates 24 hours a day, 7 days a week. The eco-ATC-A evaporative condenser and an ATC-E evaporative condenser are compared as follows:

EVAPCO Model	ATC-713E	eco-ATC-700A
Plan Area	12' x 18'	12' x 18'
Fan Motor	30 hp	20 hp
Pump Motor	7-1/2 hp	7-1/2 hp

Model Comparison

In the previous example, the eco-ATC-A model requires lower fan motor horsepower than the equivalent ATC-E while maintaining the same plan area. The potential for reduced hp during wet operation is only one of the eco-ATC-A benefits. The enhanced dry performance of the eco-ATC-A can be illustrated by using bin weather data for Minneapolis, MN as shown below.



Minneapolis Annual Weather Data

Assuming a load profile requiring full 70% heat rejection requirement for a full-time operation of the refrigeration system yields the following comparison between the eco-ATC-A and the ATC:

EVAPCO Model	ATC-713E	eco-ATC-700A
Plan Area	12' x 18'	12' x 18'
Fan Motor	30 hp	20 hp
Pump Motor	7-1/2 hp	7-1/2 hp
70% Dry Switchover (°F)	-5°F	35.7°F
% Dry Operation/Year	2%	34%

The above example shows the eco-ATC-700A can be operated without spray water 34% of the year while maintaining 70% of the full load capacity. The additional dry operation means less opportunity for freeze-ups, reduced water management costs and reduced water treatment costs.

eco-ATC-A Design Features

Proven Performance and Design Flexibility

Construction Features

EVAPCO, long known for using premium materials of construction, has developed the ultimate system for corrosion protection in galvanized steel construction – the EVAPCOAT Corrosion Protection System. Marrying corrosion-free materials with heavy gauge mill hot-dip galvanized steel construction to provide the longest life product with the best value.

G-235 Mill Hot-Dip Galvanized Steel Construction

Mill hot-dip galvanized steel has been successfully used for over 40 years for the protection of evaporative condensers against corrosion. There are various grades of mill galvanized steel each with differing amounts of zinc protection. EVAPCO has been a leader in the industry in developing heavier galvanizing, and was the first to standardize on G-235 mill hot-dip galvanized steel.

G-235 designation means there is a minimum of 2.35 ounces of zinc per square foot of surface area as measured in a triple spot test. G-235 is the heaviest level of galvanizing available for manufacturing evaporative condensers and has a minimum of 12% more zinc protection than competitive designs using G-210 steel.

During fabrication, all panel edges are coated with a 95% pure zinc-rich compound for extended corrosion resistance.

Type 304 Stainless Steel Strainers


Subjected to excessive wear and corrosion, the sump strainer is critical to the successful operation of the condenser. EVAPCO uses only stainless steel for this very important component.

Unique Seam Design—Eliminate Field Leaks

The eco-ATC-A features EVAPCO's unique panel construction design which includes a special butyl tape sealer. Each joint is then backed with a secondary caulking compound and encased in a double-brake flange for added strength and structural integrity. This unique sealing system has been proven effective in both laboratory tests and years of field application.

Easy Field Assembly

The eco-ATC-A features a unique field seam design which ensures easier assembly and fewer field seam leaks. The field seam incorporates self-guiding channels to guide the coil casing section into position and set in place on the bottom basin section of the condenser. In addition, the design eliminates up to 66% of the fasteners typically used to join the condenser sections in the field, significantly reducing the contractor labor costs for installation.



Improved Maintenance

ZM®II Spray Nozzle Water Distribution System

A consistent water distribution is paramount for reliable, scale-free evaporative condensing. EVAPCO's Zero Maintenance ZM®II Spray Nozzle remains clog-free under the toughest conditions to deliver approximately 6 GPM to every square foot of coil plan area.

The heavy-duty ABS ZM®II Spray Nozzles have a 1-1/4" diameter opening and a 1-1/4" splash plate clearance. The fixed position ZM®II Spray Nozzles are mounted in corrosion-free PVC water distribution pipes that have threaded end caps.

Together, these elements combine to provide enhanced water droplet formation, delivered uniformly over the coil, resulting in superior thermal performance and a virtually maintenance free water distribution system.



ZM®II Nozzle

Alternate Materials of Construction


EVAPCO induced draft condensers have a modular design which allows for specific areas to be enhanced for increased corrosion protection. For particularly corrosive environments, EVAPCO condensers are available with stainless steel construction for the basin, casing and/or coil.

Stainless Steel Basin

The basin area of a condenser is often subjected to high concentrations of impurities and silt. In addition to the EVAPCOAT Corrosion Protection System, EVAPCO offers optional stainless steel construction for superior corrosion resistance. This option provides Type 304 or Type 316 stainless steel for the entire basin section - including the support columns and air inlet louver frames.

"Clean Pan" Basin Design

EVAPCO eco-ATC-A condensers feature a sloped basin from the upper to lower pan section. This "Clean Pan" design allows the water to be completely drained from the basin. The condenser water will drain from the upper section to the depressed lower pan section where the dirt and debris can be easily flushed out through the drain. This design helps prevent buildup of sedimentary deposits, biological films and minimizes standing water.



eco-ATC-A Design Features

Proven Performance and Design Flexibility

Belt Drive Units - 4' through 8-1/2' Wide Models and multi-cell arrangements

eco-ATC-66A to eco-ATC-988A

The fan motor and drive assembly on these units is designed to allow easy servicing of the motor and **adjustment of the belt tension from the exterior of the unit**. A TEFC fan motor is mounted on the outside of these models. A protective cover swings away to allow servicing and belt adjustment. A large, hinged access door with a "quick release" latch provides access to the fan section for maintenance.




External Motor Mount (with optional ladder)

Belt Drive Units - 10' and 12' Wide Models and multi-cell arrangements

eco-ATC-300A to eco-ATC-1388A

eco-ATC-325A to eco-ATC-3846A

The fan motor and drive assembly is designed to allow easy **servicing of the motor and adjustment of the belt tension from the exterior of the unit**. The TEAO fan motor is located inside the fan casing on a rugged, heavy-duty motor base. The innovative motor base also features a unique locking mechanism for a positive adjustment.



Motor Base Assembly

The motor base is designed to swing out through a very large, 14 square foot access opening. This allows for easy servicing of the motor.

Drive System

Inverter Duty Motors: Inverter Duty Motors are standard on eco-ATC-A condensers. Inverter Duty motors are totally enclosed premium efficiency and inverter capable (VFD by others).

Note: Variable Frequency Drive control may require other component modification such as motor shaft grounding brushes, AC load reactors, low pass filters and tuned trap filters to ensure proper motor performance and service life.

Power- Band Drive Belt: The Power-Band is a solid-back, multigroove belt system that has high lateral rigidity. The proven drive system is used on 8' wide and wider models. The belt is constructed of neoprene with polyester cords. The drive belt is designed for a minimum 150% of the motor nameplate horsepower for long life and durability.

Fan Shaft Bearings: The fan shaft bearings in eco-ATC-A units are specially selected for long, trouble-free life. They are rated for an L-10 life of 75,000 to 135,000 hours and are the heaviest pillow block bearing available.

Aluminum Alloy Sheaves: Fan sheaves are constructed of corrosion-free aluminum for long life, eliminating the corrosion that occurs on cast steel sheaves, thereby extending belt life.

Five Year Drive Warranty: All drive components on eco-ATC-A units are covered by EVAPCO's exclusive 5 year drive warranty - including fan motors and belts!

Superior Water Saver Drift Eliminators

An extremely efficient drift eliminator system is standard on EVAPCO condensers. The patented system removes entrained water droplets from the air stream to limit the drift rate to less than 0.001% of the recirculating water rate.

The drift eliminators are constructed of an inert polyvinyl chloride (PVC) plastic material which effectively eliminates corrosion of these vital components. They are assembled in sections to facilitate easy removal for inspection of the water distribution system.



Water Saver Drift Eliminator

Superior WST Framed Air Inlet Louver Design

EVAPCO's WST Framed Inlet Louvers keep water in and sunlight out of the basins of induced draft products. The unique non-planar design is made from light-weight PVC sections which easily fit together and have no loose hardware, enabling easy basin access.

Developed with computational fluid dynamics (CFD) software and tested in EVAPCO's R&D center, the louver's air channels are optimized to maintain fluid dynamic and thermodynamic efficiency, and block all line-of-sight paths into the basin eliminating splash-out; even when the fans are off. Additionally, algae growth is minimized by blocking all sunlight.


The combination of rugged frames, easy basin access, no splash-out, and minimized algae growth, saves the end user money on maintenance hours, water consumption and water treatment costs.

Air Inlet Access Door (Optional)

To aid in basin maintenance, eco-ATC-A models can be equipped with an optional air inlet access door. This feature improves the maintainability of the condenser by allowing easy access to the make-up float assembly and strainer for inspection without removing an entire inlet louver.



Framed Inlet Louver Design



Engineering & Dimensions Data

eco-ATC-66A to eco-ATC-179A

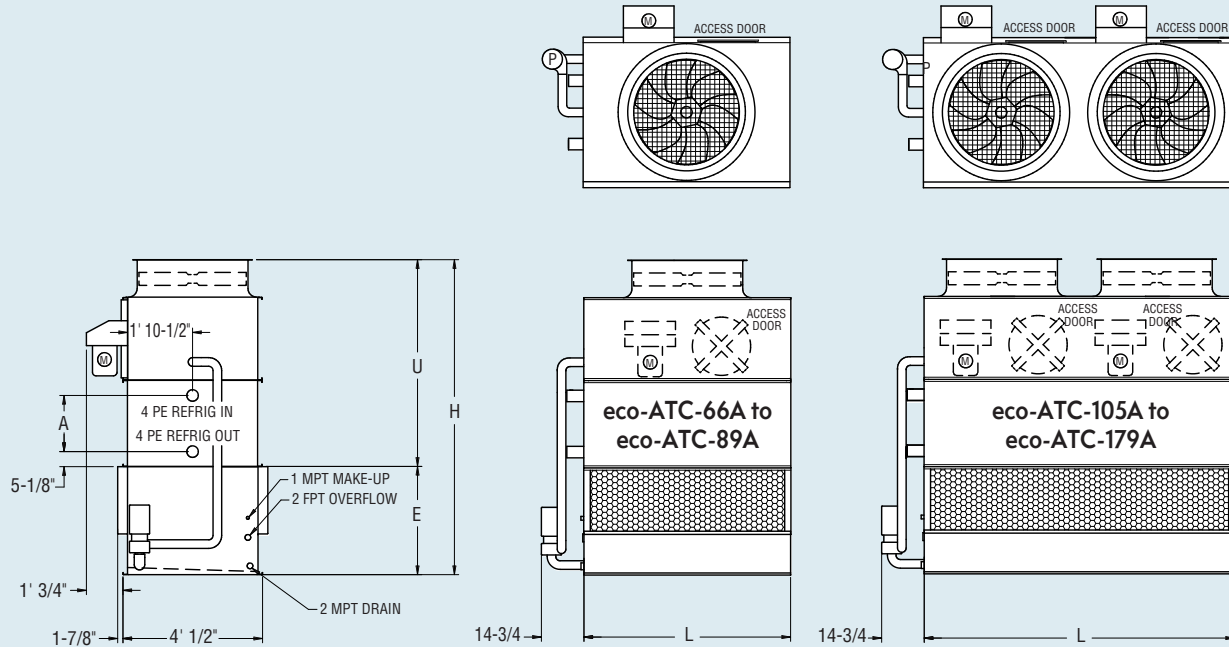


Table 1 Engineering Data

Model No.	R-717 Tons [*]	Fans		Weights [†]			Refrigerant Operating Charge lbs. ^{***}	Coil Volume ft ³	Spray Pump		Remote Pump		Dimensions					
		HP	CFM	Shipping	Operating	Heaviest Section [†]			HP	GPM	Gallons Req'd ^{**}	Conn. Size	Operating Weight	Height H	Upper U	Lower E	Coil A	Length L
eco-ATC-66A	47	3	12,580	3,220	4,360	2,710	51	7	0.75	135	120	6"	3,900	9' 1-3/8"	5' 11-7/8"	3' 1-1/2"	19-1/2"	5' 11-7/8"
eco-ATC-83A	59	5	14,160	3,740	4,890	3,230	66	9	0.75	135	120	6"	4,430	9' 8-7/8"	6' 7-3/8"	3' 1-1/2"	27"	5' 11-7/8"
eco-ATC-89A	64	5	13,740	4,290	5,460	3,780	81	11	0.75	135	120	6"	5,000	10' 4-3/8"	7' 2-7/8"	3' 1-1/2"	34-1/2"	5' 11-7/8"
eco-ATC-105A	75	(2) 3	20,520	4,770	6,410	4,100	75	10	1	200	180	6"	5,790	9' 1-3/8"	5' 11-7/8"	3' 1-1/2"	19-1/2"	8' 11-1/2"
eco-ATC-118A	84	(2) 3	19,920	5,520	7,180	4,850	97	13	1	200	180	6"	6,560	9' 8-7/8"	6' 7-3/8"	3' 1-1/2"	27"	8' 11-1/2"
eco-ATC-127A	91	(2) 3	19,320	6,330	8,010	5,660	120	16	1	200	180	6"	7,390	10' 4-3/8"	7' 2-7/8"	3' 1-1/2"	34-1/2"	8' 11-1/2"
eco-ATC-146A	104	(2) 3	24,440	6,840	9,030	6,020	128	17	1.5	270	230	8"	8,250	9' 8-7/8"	6' 7-3/8"	3' 1-1/2"	27"	11' 11-3/4"
eco-ATC-159A	113	(2) 3	23,700	7,920	10,140	7,100	159	22	1.5	270	230	8"	9,360	10' 4-3/8"	7' 2-7/8"	3' 1-1/2"	34-1/2"	11' 11-3/4"
eco-ATC-179A	127	(2) 5	27,490	7,940	10,160	7,120	159	22	1.5	270	230	8"	9,380	10' 4-3/8"	7' 2-7/8"	3' 1-1/2"	34-1/2"	11' 11-3/4"

* Tons at standard conditions: 96.3°F condensing, 20°F suction and 78°F W.B.

** Gallons shown is water in suspension in unit and piping. Allow for additional water in bottom of remote sump to cover pump suction and strainer during operation. (12" would normally be sufficient.)

† Heaviest section is the coil section. **Weights shown are for 1g seismic design.**

*** Refrigerant charge is shown for R-717. Multiply by 1.93 for R-22 and 1.98 for R-134a.

Dimensions are subject to change. Do not use for pre-fabrication. Quantity of coil connections subject to change based on refrigerant and design conditions.

Engineering & Dimensions Data

eco-ATC-201A to eco-ATC-446A

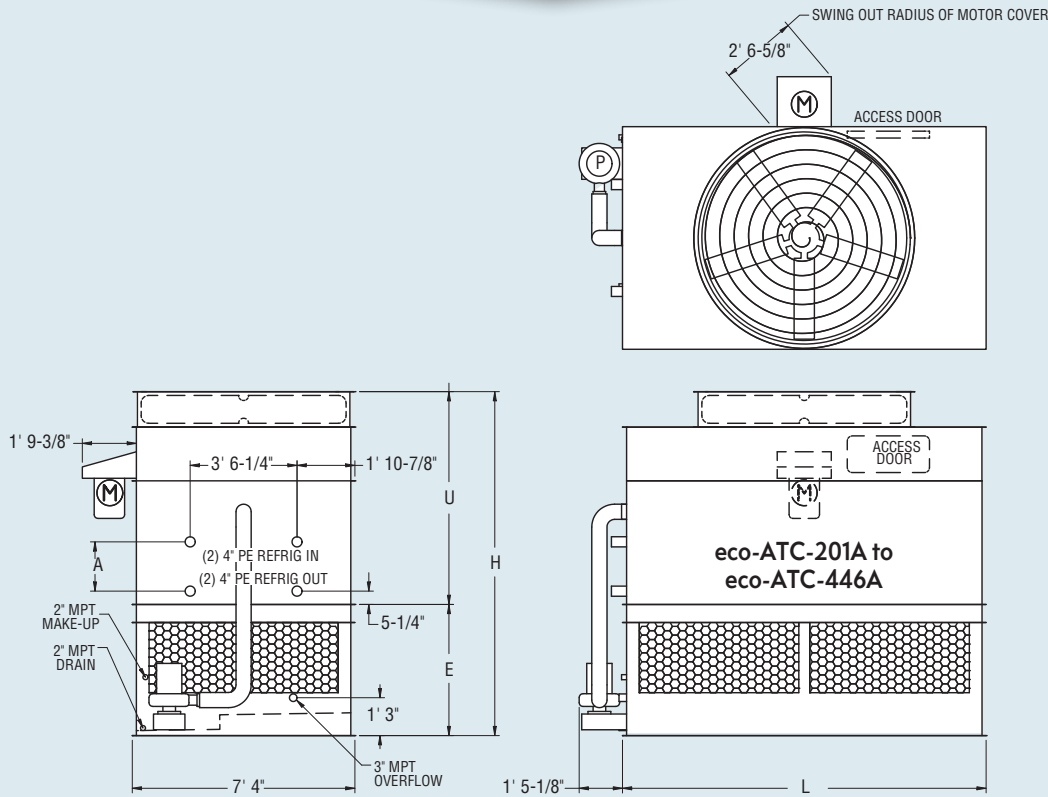


Table 2 Engineering Data

Model No.	R-717 Tons [‡]	Fans		Weights [†]			Refrigerant Operating Charge lbs. ^{***}	Coil Volume ft ³	Spray Pump		Remote Pump			Dimensions				
		HP	CFM	Shipping	Operating	Heaviest Section [†]			HP	GPM	Gallons Req'd ^{**}	Conn. Size	Operating Weight	Height H	Upper U	Lower E	Coil A	Length L
eco-ATC-201A	143	7.5	34,120	8,810	10,280	7,220	141	20	2	410	120	8"	9,110	11' 4"	7' 1/8"	4' 3-7/8"	19-1/2"	8' 11-1/2"
eco-ATC-217A	154	10	37,420	8,830	10,300	7,240	141	20	2	410	120	8"	9,130	11' 4"	7' 1/8"	4' 3-7/8"	19-1/2"	8' 11-1/2"
eco-ATC-224A	159	7.5	32,130	11,720	13,270	10,130	227	31	2	410	120	8"	12,100	12' 7"	8' 3-1/8"	4' 3-7/8"	34-1/2"	8' 11-1/2"
eco-ATC-230A	164	7.5	31,140	13,200	14,800	11,610	270	37	2	410	120	8"	13,630	13' 2-1/2"	8' 10-5/8"	4' 3-7/8"	42"	8' 11-1/2"
eco-ATC-233A	166	10	36,330	10,260	11,770	8,670	184	26	2	410	120	8"	10,600	11' 11-1/2"	7' 7-5/8"	4' 3-7/8"	27"	8' 11-1/2"
eco-ATC-242A	172	10	35,240	11,740	13,290	10,150	227	31	2	410	120	8"	12,120	12' 7"	8' 3-1/8"	4' 3-7/8"	34-1/2"	8' 11-1/2"
eco-ATC-247A	176	10	34,150	13,220	14,820	11,630	270	37	2	410	120	8"	13,650	13' 2-1/2"	8' 10-5/8"	4' 3-7/8"	42"	8' 11-1/2"
eco-ATC-253A	180	15	40,700	10,380	11,890	8,790	184	26	2	410	120	8"	10,720	11' 11-1/2"	7' 7-5/8"	4' 3-7/8"	27"	8' 11-1/2"
eco-ATC-265A	188	15	39,470	11,860	13,410	10,270	227	31	2	410	120	8"	12,240	12' 7"	8' 3-1/8"	4' 3-7/8"	34-1/2"	8' 11-1/2"
eco-ATC-274A	195	15	38,250	13,340	14,940	11,750	270	37	2	410	120	8"	13,770	13' 2-1/2"	8' 10-5/8"	4' 3-7/8"	42"	8' 11-1/2"
eco-ATC-296A	210	15	51,680	10,910	13,010	9,010	185	26	3	550	160	10"	11,400	11' 4"	7' 1/8"	4' 3-7/8"	19-1/2"	11' 11-3/4"
eco-ATC-316A	225	15	50,180	12,870	15,030	10,970	243	34	3	550	160	10"	13,420	11' 11-1/2"	7' 7-5/8"	4' 3-7/8"	27"	11' 11-3/4"
eco-ATC-337A	240	15	48,670	14,750	16,970	12,850	301	41	3	550	160	10"	15,360	12' 7"	8' 3-1/8"	4' 3-7/8"	34-1/2"	11' 11-3/4"
eco-ATC-352A	250	20	52,760	14,810	17,030	12,910	301	41	3	550	160	10"	15,420	12' 7"	8' 3-1/8"	4' 3-7/8"	34-1/2"	11' 11-3/4"
eco-ATC-368A	261	20	51,130	16,770	19,040	14,870	358	49	3	550	160	10"	17,430	13' 2-1/2"	8' 10-5/8"	4' 3-7/8"	42"	11' 11-3/4"
eco-ATC-307A	218	15	57,760	12,490	14,880	10,300	215	30	3	600	190	10"	13,070	11' 8-1/2"	7' 1/4"	4' 8-1/4"	19-1/2"	13' 11-3/4"
eco-ATC-341A	242	15	56,080	14,740	17,200	12,550	282	39	3	600	190	10"	15,390	12' 4"	7' 7-3/4"	4' 8-1/4"	27"	13' 11-3/4"
eco-ATC-370A	263	15	54,400	17,000	19,520	14,810	350	48	3	600	190	10"	17,710	12' 11-1/2"	8' 3-1/4"	4' 8-1/4"	34-1/2"	13' 11-3/4"
eco-ATC-397A	282	20	58,960	17,060	19,580	14,870	350	48	3	600	190	10"	17,770	12' 11-1/2"	8' 3-1/4"	4' 8-1/4"	34-1/2"	13' 11-3/4"
eco-ATC-422A	300	20	57,140	19,330	21,920	17,140	417	57	3	600	190	10"	20,110	13' 7"	8' 10-3/4"	4' 8-1/4"	42"	13' 11-3/4"
eco-ATC-446A	317	25	60,820	19,360	21,950	17,170	417	57	3	600	190	10"	20,140	13' 7"	8' 10-3/4"	4' 8-1/4"	42"	13' 11-3/4"

* Tons at standard conditions: 96.3°F condensing, 20°F suction and 78°F W.B.

** Gallons shown is water in suspension in unit and piping. Allow for additional water in bottom of remote sump to cover pump suction and strainer during operation. (12" would normally be sufficient.)

† Heaviest section is the coil section. **Weights shown are for 1g seismic design.**

*** Refrigerant charge is shown for R-717. Multiply by 1.93 for R-22 and 1.98 for R-134a.

Dimensions are subject to change. Do not use for pre-fabrication. Quantity of coil connections subject to change based on refrigerant and design conditions.

Engineering & Dimensions Data

eco-ATC-402A to eco-ATC-548A

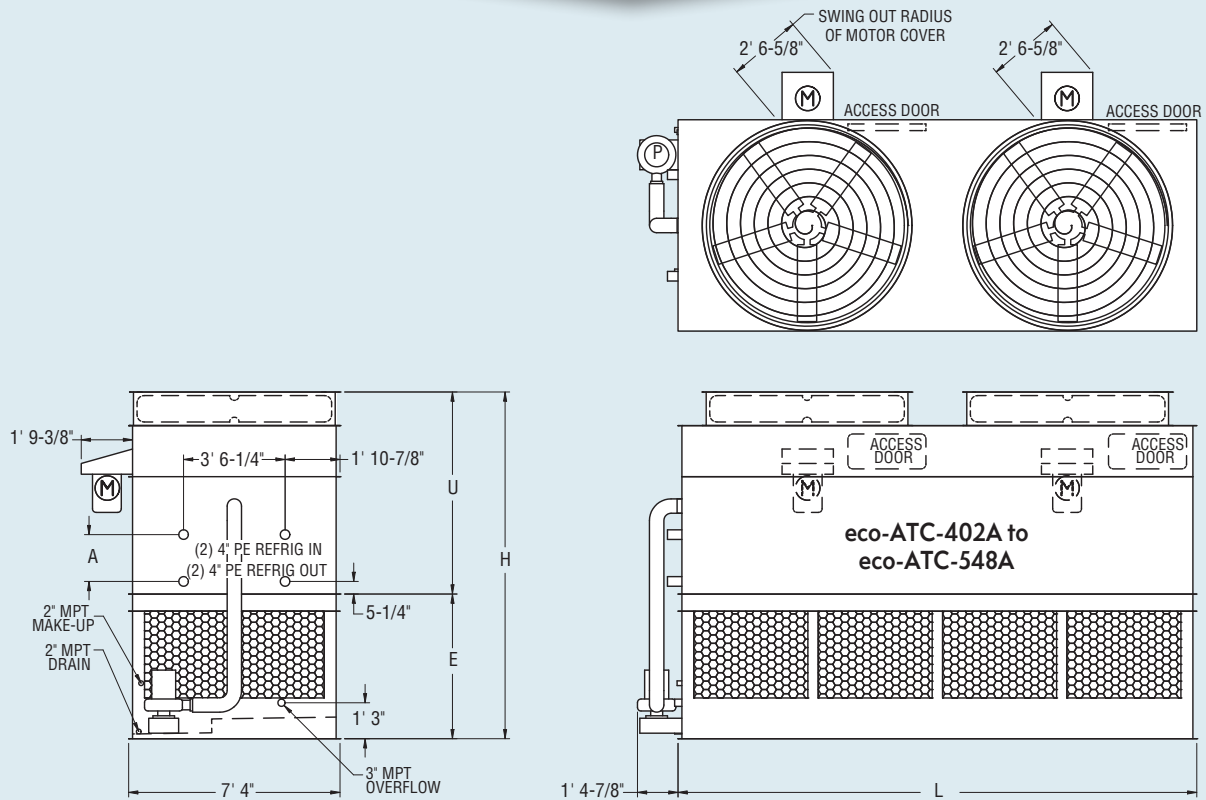


Table 3 Engineering Data

Model No.	R-717 Tons*	Fans		Weights†			Refrigerant Operating Charge lbs.**	Coil Volume ft ³	Spray Pump		Remote Pump			Dimensions				
		HP	CFM	Shipping	Operating	Heaviest Section†			HP	GPM	Gallons Req'd**	Conn. Size	Operating Weight	Height H	Upper U	Lower E	Coil A	Length L
eco-ATC-402A	286	(2) 7.5	68,480	16,430	19,670	13,410	274	38	5	800	240	12"	17,290	12' 3/8"	7' 1/8"	5' 1/4"	19-1/2"	18' 0"
eco-ATC-433A	308	(2) 10	75,120	16,460	19,700	13,440	274	38	5	800	240	12"	17,320	12' 3/8"	7' 1/8"	5' 1/4"	19-1/2"	18' 0"
eco-ATC-450A	320	(2) 7.5	64,490	22,240	25,650	19,220	448	62	5	800	240	12"	23,270	13' 3-3/8"	8' 3-1/8"	5' 1/4"	34-1/2"	18' 0"
eco-ATC-460A	327	(2) 7.5	62,500	25,190	28,690	22,170	535	73	5	800	240	12"	26,310	13' 10-7/8"	8' 10-5/8"	5' 1/4"	42"	18' 0"
eco-ATC-466A	331	(2) 10	72,930	19,360	22,690	16,340	361	50	5	800	240	12"	20,310	12' 7-7/8"	7' 7-5/8"	5' 1/4"	27"	18' 0"
eco-ATC-484A	344	(2) 10	70,740	22,270	25,680	19,250	448	62	5	800	240	12"	23,300	13' 3-3/8"	8' 3-1/8"	5' 1/4"	34-1/2"	18' 0"
eco-ATC-494A	351	(2) 10	68,560	25,220	28,720	22,200	535	73	5	800	240	12"	26,340	13' 10-7/8"	8' 10-5/8"	5' 1/4"	42"	18' 0"
eco-ATC-505A	359	(2) 15	81,700	19,610	22,940	16,590	361	50	5	800	240	12"	20,560	12' 7-7/8"	7' 7-5/8"	5' 1/4"	27"	18' 0"
eco-ATC-532A	378	(2) 15	79,250	22,520	25,930	19,500	448	62	5	800	240	12"	23,550	13' 3-3/8"	8' 3-1/8"	5' 1/4"	34-1/2"	18' 0"
eco-ATC-548A	389	(2) 15	76,800	25,470	28,970	22,450	535	73	5	800	240	12"	26,590	13' 10-7/8"	8' 10-5/8"	5' 1/4"	42"	18' 0"

* Tons at standard conditions: 96.3°F condensing, 20°F suction and 78°F W.B.

** Gallons shown is water in suspension in unit and piping. Allow for additional water in bottom of remote sump to cover pump suction and strainer during operation. (12" would normally be sufficient.)

† Heaviest section is the coil section. **Weights shown are for 1g seismic design.**

*** Refrigerant charge is shown for R-717. Multiply by 1.93 for R-22 and 1.98 for R-134a.

Dimensions are subject to change. Do not use for pre-fabrication. Quantity of coil connections subject to change based on refrigerant and design conditions.

Engineering & Dimensions Data

eco-ATC-595A to eco-ATC-892A

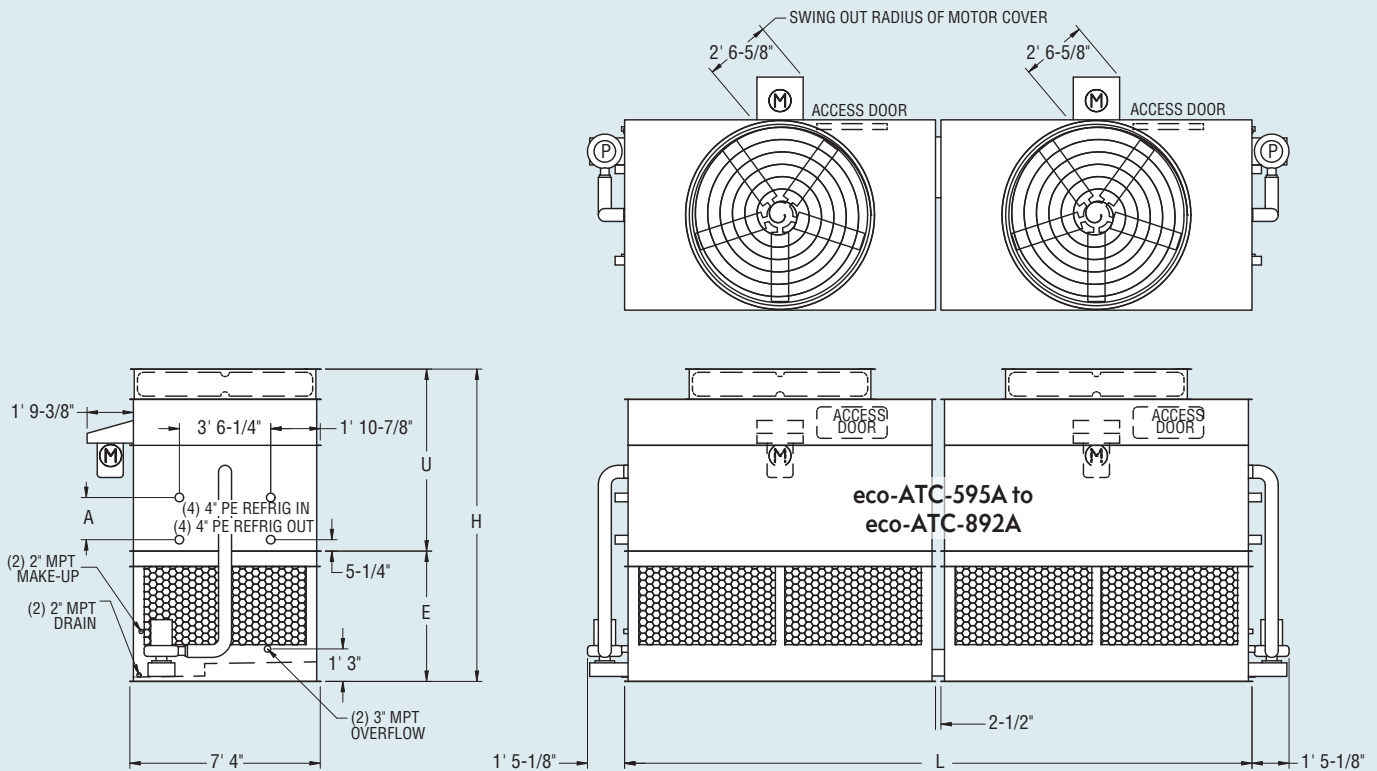


Table 4 Engineering Data

Model No.	R-717 Tons*	Fans		Weights†			Refrigerant Operating Charge lbs.***	Coil Volume ft ³	Spray Pump		Remote Pump		Dimensions					
		HP	CFM	Shipping	Operating	Heaviest Section†			HP	GPM	Gallons Req'd**	Conn. Size	Operating Weight	Height H	Upper U	Lower E	Coil A	Length L
eco-ATC-595A	422	(2) 15	103,370	30,420	33,040	11,580	371	51	(2) 3	1,100	310	10"	29,740	12' 3/8"	7' 1/8"	5' 1/4"	19-1/2"	24' 2"
eco-ATC-634A	450	(2) 15	100,360	34,500	37,240	13,620	486	67	(2) 3	1,100	310	10"	33,940	12' 7-7/8"	7' 7-5/8"	5' 1/4"	27"	24' 2"
eco-ATC-674A	479	(2) 15	97,350	38,460	41,320	15,600	602	82	(2) 3	1,100	310	10"	38,020	13' 3-3/8"	8' 3-1/8"	5' 1/4"	34-1/2"	24' 2"
eco-ATC-702A	498	(2) 20	105,510	38,580	41,440	15,660	602	82	(2) 3	1,100	310	10"	38,140	13' 3-3/8"	8' 3-1/8"	5' 1/4"	34-1/2"	24' 2"
eco-ATC-736A	522	(2) 20	102,250	42,700	45,660	17,720	717	98	(2) 3	1,100	310	10"	42,360	13' 10-7/8"	8' 10-5/8"	5' 1/4"	42"	24' 2"
eco-ATC-615A	437	(2) 15	115,530	24,980	29,760	10,300	430	59	(2) 3	1,200	190	10"	26,140	12' 6-1/2"	7' 1/4"	5' 6-1/4"	19-1/2"	28' 2"
eco-ATC-682A	484	(2) 15	112,160	29,480	34,400	12,550	565	77	(2) 3	1,200	190	10"	30,780	13' 2"	7' 7-3/4"	5' 6-1/4"	27"	28' 2"
eco-ATC-740A	525	(2) 15	108,800	34,000	39,040	14,810	700	96	(2) 3	1,200	190	10"	35,420	13' 9-1/2"	8' 3-1/4"	5' 6-1/4"	34-1/2"	28' 2"
eco-ATC-794A	564	(2) 20	117,930	34,120	39,160	14,870	700	96	(2) 3	1,200	190	10"	35,540	13' 9-1/2"	8' 3-1/4"	5' 6-1/4"	34-1/2"	28' 2"
eco-ATC-844A	599	(2) 20	114,280	38,660	43,840	17,140	835	114	(2) 3	1,200	190	10"	40,220	14' 5"	8' 10-3/4"	5' 6-1/4"	42"	28' 2"
eco-ATC-892A	633	(2) 25	121,650	38,720	43,900	17,170	835	114	(2) 3	1,200	190	10"	40,280	14' 5"	8' 10-3/4"	5' 6-1/4"	42"	28' 2"

* Tons at standard conditions: 96.3°F condensing, 20°F suction and 78°F W.B.

** Gallons shown is water in suspension in unit and piping. Allow for additional water in bottom of remote sump to cover pump suction and strainer during operation. (12" would normally be sufficient.)

† Heaviest section is the coil section. **Weights shown are for 1g seismic design.**

*** Refrigerant charge is shown for R-717. Multiply by 1.93 for R-22 and 1.98 for R-134a.

Dimensions are subject to change. Do not use for pre-fabrication. Quantity of coil connections subject to change based on refrigerant and design conditions.

Engineering & Dimensions Data eco-ATC-806A to eco-ATC-1096A

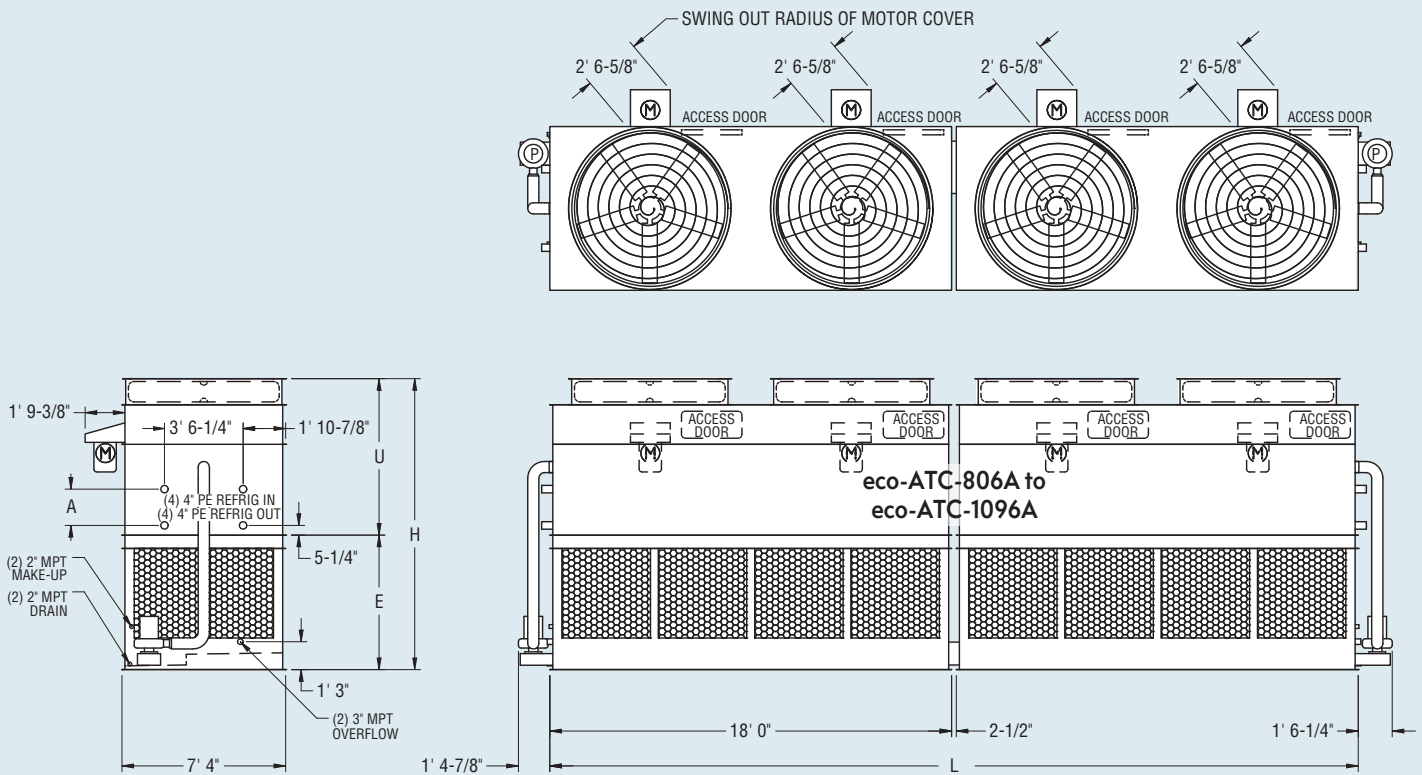


Table 5 Engineering Data

Model No.	R-717 Tons*	Fans		Weights†		Refrigerant Operating Charge lbs.**	Coil Volume ft ³	Spray Pump		Remote Pump			Dimensions					
		HP	CFM	Shipping	Operating			Heaviest Section†	HP	GPM	Gallons Req'd**	Conn. Size	Operating Weight	Height H	Upper U	Lower E	Coil A	Length L
eco-ATC-806A	572	(4) 7.5	136,960	46,360	50,600	17,380	548	75	(2) 5	1,600	480	12"	45,760	13' 3/8"	7' 1/8"	6' 1/4"	19-1/2"	36' 2-1/2"
eco-ATC-864A	613	(4) 10	150,240	46,420	50,660	17,410	548	75	(2) 5	1,600	480	12"	45,820	13' 3/8"	7' 1/8"	6' 1/4"	19-1/2"	36' 2-1/2"
eco-ATC-896A	636	(4) 7.5	128,980	58,600	63,180	23,500	896	123	(2) 5	1,600	480	12"	58,340	14' 3-3/8"	8' 3-1/8"	6' 1/4"	34-1/2"	36' 2-1/2"
eco-ATC-920A	653	(4) 7.5	124,990	64,800	69,560	26,600	1070	146	(2) 5	1,600	480	12"	64,720	14' 10-7/8"	8' 10-5/8"	6' 1/4"	42"	36' 2-1/2"
eco-ATC-932A	661	(4) 10	145,860	52,420	56,840	20,410	722	99	(2) 5	1,600	480	12"	52,000	13' 7-7/8"	7' 7-5/8"	6' 1/4"	27"	36' 2-1/2"
eco-ATC-966A	686	(4) 10	141,490	58,660	63,240	23,530	896	123	(2) 5	1,600	480	12"	58,400	14' 3-3/8"	8' 3-1/8"	6' 1/4"	34-1/2"	36' 2-1/2"
eco-ATC-989A	702	(4) 10	137,110	64,860	69,620	26,630	1070	146	(2) 5	1,600	480	12"	64,780	14' 10-7/8"	8' 10-5/8"	6' 1/4"	42"	36' 2-1/2"
eco-ATC-1008A	715	(4) 15	163,400	52,920	57,340	20,660	722	99	(2) 5	1,600	480	12"	52,500	13' 7-7/8"	7' 7-5/8"	6' 1/4"	27"	36' 2-1/2"
eco-ATC-1060A	752	(4) 15	158,500	59,160	63,740	23,780	896	123	(2) 5	1,600	480	12"	58,900	14' 3-3/8"	8' 3-1/8"	6' 1/4"	34-1/2"	36' 2-1/2"
eco-ATC-1096A	778	(4) 15	153,600	65,360	70,120	26,880	1070	146	(2) 5	1,600	480	12"	65,280	14' 10-7/8"	8' 10-5/8"	6' 1/4"	42"	36' 2-1/2"

* Tons at standard conditions: 96.3°F condensing, 20°F suction and 78°F W.B.

** Gallons shown is water in suspension in unit and piping. Allow for additional water in bottom of remote sump to cover pump suction and strainer during operation. (12" would normally be sufficient.)

† Heaviest section is the coil section. **Weights shown are for 1g seismic design.**

*** Refrigerant charge is shown for R-717. Multiply by 1.93 for R-22 and 1.98 for R-134a.

Dimensions are subject to change. Do not use for pre-fabrication. Quantity of coil connections subject to change based on refrigerant and design conditions.

Engineering & Dimensions Data

eco-ATC-403A to eco-ATC-891A

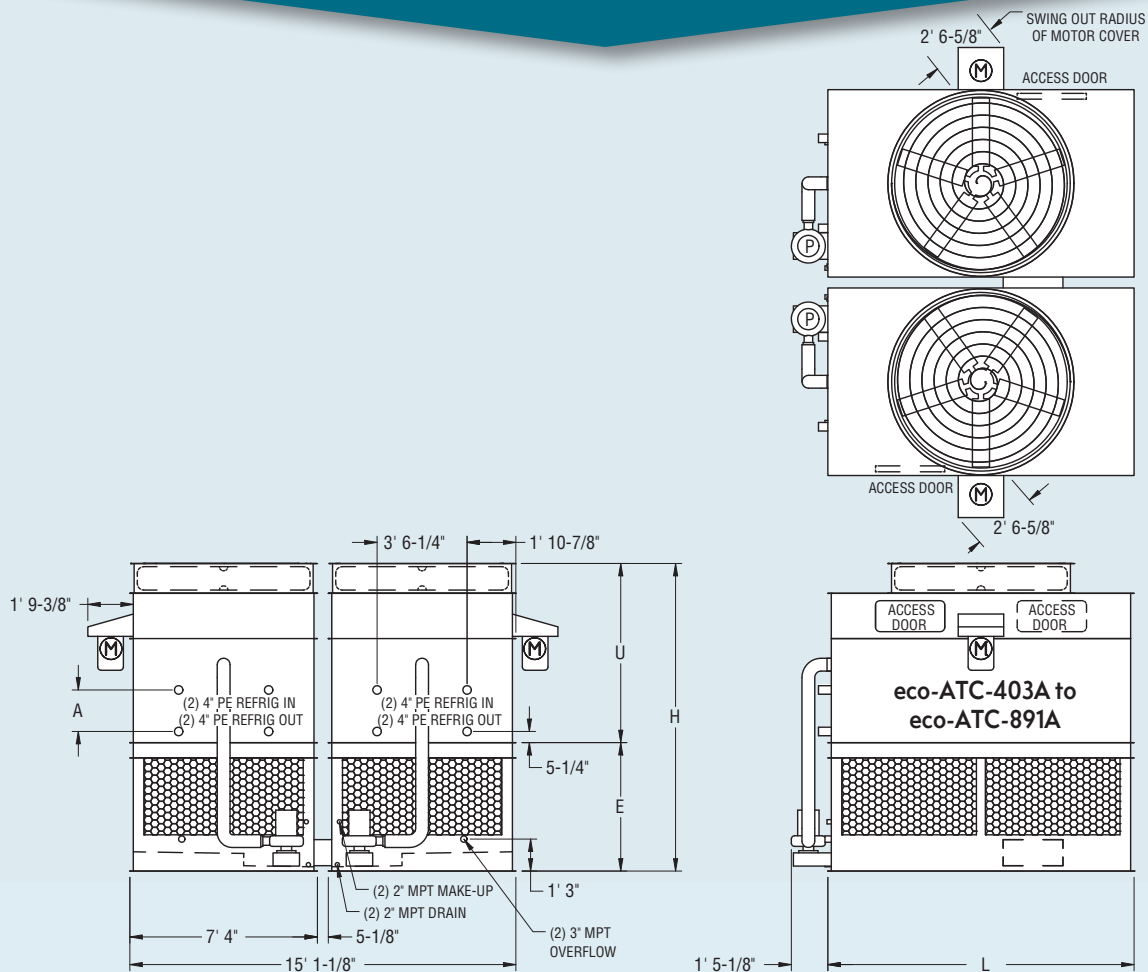


Table 6 Engineering Data

Model No.	R-717 Tons ^a	Fans		Weights [†]			Refrigerant Operating Charge lbs. ^{***}	Coil Volume ft ³	Spray Pump		Remote Pump		Dimensions					
		HP	CFM	Shipping	Operating	Heaviest Section [†]			HP	GPM	Gallons Req'd ^{**}	Conn. Size	Operating Weight	Height H	Upper U	Lower E	Coil A	Length L
eco-ATC-403A	286	[2] 7.5	68,240	24,980	26,560	9,440	282	39	[2] 2	820	240	8"	24,140	12' 3/8"	7' 1/8"	5' 1/4"	19-1/2"	8' 11-1/2"
eco-ATC-431A	306	[2] 10	74,830	25,020	26,600	9,460	282	39	[2] 2	820	240	8"	24,180	12' 3/8"	7' 1/8"	5' 1/4"	19-1/2"	8' 11-1/2"
eco-ATC-447A	318	[2] 7.5	64,270	31,060	32,800	12,480	454	62	[2] 2	820	240	8"	30,380	13' 3-3/8"	8' 3-1/8"	5' 1/4"	34-1/2"	8' 11-1/2"
eco-ATC-461A	327	[2] 7.5	62,280	34,220	36,060	14,060	540	74	[2] 2	820	240	8"	33,640	13' 10-7/8"	8' 10-5/8"	5' 1/4"	42"	8' 11-1/2"
eco-ATC-465A	330	[2] 10	72,660	27,980	29,640	10,940	368	51	[2] 2	820	240	8"	27,220	12' 7-7/8"	7' 7-5/8"	5' 1/4"	27"	8' 11-1/2"
eco-ATC-485A	344	[2] 10	70,480	31,100	32,840	12,500	454	62	[2] 2	820	240	8"	30,420	13' 3-3/8"	8' 3-1/8"	5' 1/4"	34-1/2"	8' 11-1/2"
eco-ATC-495A	352	[2] 10	68,300	34,260	36,100	14,080	540	74	[2] 2	820	240	8"	33,680	13' 10-7/8"	8' 10-5/8"	5' 1/4"	42"	8' 11-1/2"
eco-ATC-503A	357	[2] 15	81,390	28,220	29,880	11,060	368	51	[2] 2	820	240	8"	27,460	12' 7-7/8"	7' 7-5/8"	5' 1/4"	27"	8' 11-1/2"
eco-ATC-529A	376	[2] 15	78,950	31,340	33,080	12,620	454	62	[2] 2	820	240	8"	30,660	13' 3-3/8"	8' 3-1/8"	5' 1/4"	34-1/2"	8' 11-1/2"
eco-ATC-547A	388	[2] 15	76,510	34,500	36,340	14,200	540	74	[2] 2	820	240	8"	33,920	13' 10-7/8"	8' 10-5/8"	5' 1/4"	42"	8' 11-1/2"
eco-ATC-594A	422	[2] 15	103,370	30,420	33,040	11,580	371	51	[2] 3	1,100	310	10"	29,740	12' 3/8"	7' 1/8"	5' 1/4"	19-1/2"	11' 11-3/4"
eco-ATC-631A	448	[2] 15	100,360	34,500	37,240	13,620	486	67	[2] 3	1,100	310	10"	33,940	12' 7-7/8"	7' 7-5/8"	5' 1/4"	27"	11' 11-3/4"
eco-ATC-676A	480	[2] 15	97,350	38,460	41,320	15,600	602	82	[2] 3	1,100	310	10"	38,020	13' 3-3/8"	8' 3-1/8"	5' 1/4"	34-1/2"	11' 11-3/4"
eco-ATC-701A	498	[2] 20	105,510	38,580	41,440	15,660	602	82	[2] 3	1,100	310	10"	38,140	13' 3-3/8"	8' 3-1/8"	5' 1/4"	34-1/2"	11' 11-3/4"
eco-ATC-735A	522	[2] 20	102,250	42,700	45,660	17,720	717	98	[2] 3	1,100	310	10"	42,360	13' 1-7/8"	8' 10-5/8"	5' 1/4"	42"	11' 11-3/4"
eco-ATC-614A	436	[2] 15	115,530	24,980	29,760	10,300	430	59	[2] 3	1,200	190	10"	26,140	12' 6-1/2"	7' 1/4"	5' 6-1/4"	19-1/2"	13' 11-3/4"
eco-ATC-681A	483	[2] 15	112,160	29,480	34,400	12,550	565	77	[2] 3	1,200	190	10"	30,780	13' 2"	7' 7-3/4"	5' 6-1/4"	27"	13' 11-3/4"
eco-ATC-739A	525	[2] 15	108,800	34,000	39,040	14,810	700	96	[2] 3	1,200	190	10"	35,420	13' 9-1/2"	8' 3-1/4"	5' 6-1/4"	34-1/2"	13' 11-3/4"
eco-ATC-791A	561	[2] 20	117,930	34,120	39,160	14,870	700	96	[2] 3	1,200	190	10"	35,540	13' 9-1/2"	8' 3-1/4"	5' 6-1/4"	34-1/2"	13' 11-3/4"
eco-ATC-843A	598	[2] 20	114,280	38,660	43,840	17,140	835	114	[2] 3	1,200	190	10"	40,220	14' 5"	8' 10-3/4"	5' 6-1/4"	42"	13' 11-3/4"
eco-ATC-891A	632	[2] 25	121,650	38,720	43,900	17,170	835	114	[2] 3	1,200	190	10"	40,280	14' 5"	8' 10-3/4"	5' 6-1/4"	42"	13' 11-3/4"

^a Tons at standard conditions: 96.3°F condensing, 20°F suction and 78°F W.B.

^{**} Gallons shown is water in suspension in unit and piping. Allow for additional water in bottom of remote sump to cover pump suction and strainer during operation. (12" would normally be sufficient.)

[†] Heaviest section is the coil section. **Weights shown are for 1g seismic design.**

^{***} Refrigerant charge is shown for R-717. Multiply by 1.93 for R-22 and 1.98 for R-134a.

Dimensions are subject to change. Do not use for pre-fabrication. Quantity of coil connections subject to change based on refrigerant and design conditions.

Engineering & Dimensions Data eco-ATC-805A to eco-ATC-1095A

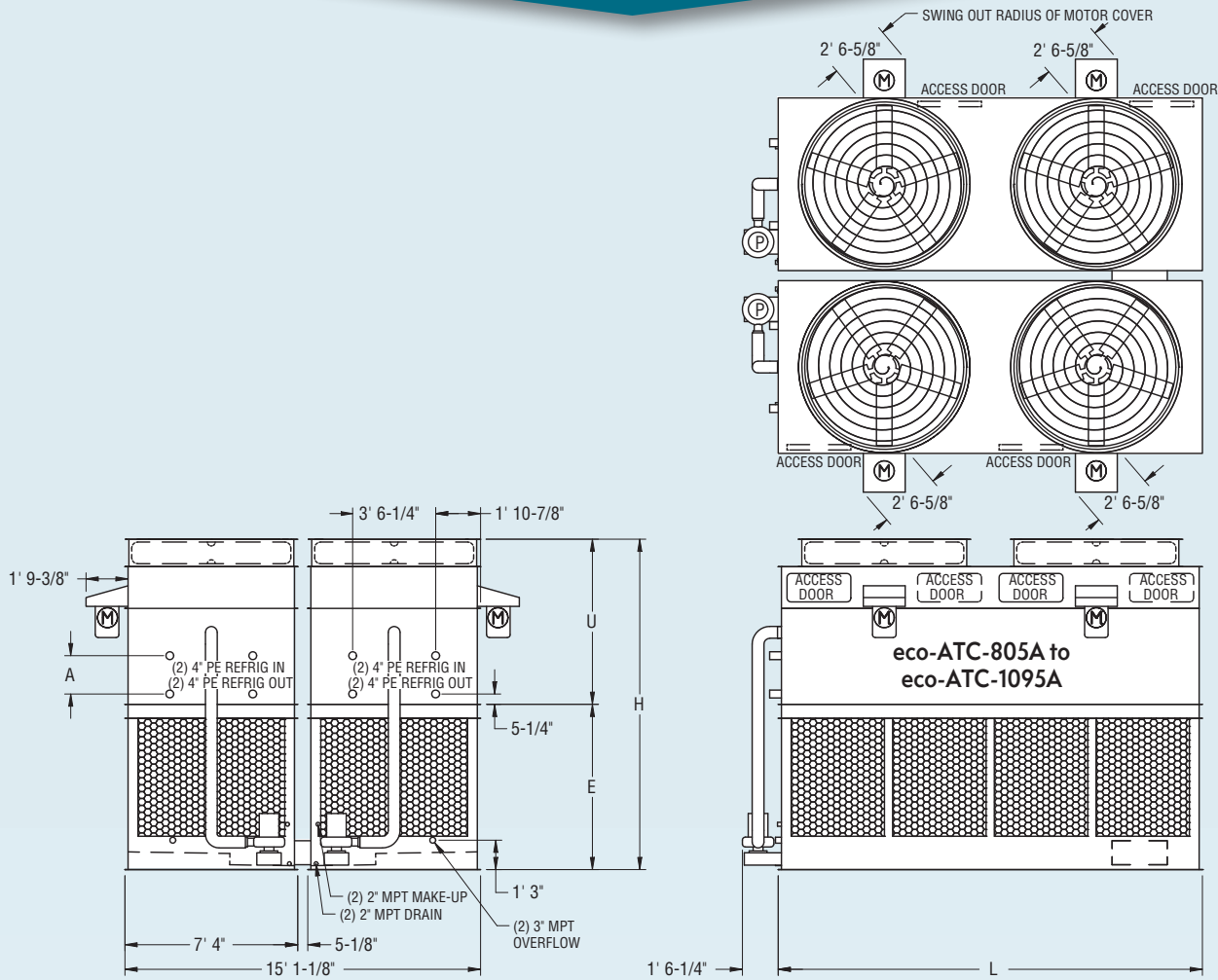


Table 7 Engineering Data

Model No.	R-717 Tons [*]	Fans		Weights [†]			Refrigerant Operating Charge lbs. ^{***}	Coil Volume ft ³	Spray Pump		Remote Pump			Dimensions				
		HP	CFM	Shipping	Operating	Heaviest Section [†]			HP	GPM	Gallons Req'd ^{**}	Conn. Size	Operating Weight	Height H	Upper U	Lower E	Coil A	Length L
eco-ATC-805A	571	(4) 7.5	136,960	46,360	50,600	17,380	548	75	(2) 5	1,600	480	12"	45,760	14' 3/8"	7' 1/8"	7' 1/4"	19 1/2"	18' 0"
eco-ATC-861A	611	(4) 10	150,240	46,420	50,660	17,410	548	75	(2) 5	1,600	480	12"	45,820	14' 3/8"	7' 1/8"	7' 1/4"	19 1/2"	18' 0"
eco-ATC-895A	635	(4) 7.5	128,980	58,600	63,180	23,500	896	123	(2) 5	1,600	480	12"	58,340	15' 3 3/8"	8' 3 1/8"	7' 1/4"	34 1/2"	18' 0"
eco-ATC-917A	651	(4) 7.5	124,990	64,800	69,560	26,600	1070	146	(2) 5	1,600	480	12"	64,720	15' 10 7/8"	8' 10 5/8"	7' 1/4"	42"	18' 0"
eco-ATC-931A	661	(4) 10	145,860	52,420	56,840	20,410	722	99	(2) 5	1,600	480	12"	52,000	14' 7 7/8"	7' 7 5/8"	7' 1/4"	27"	18' 0"
eco-ATC-967A	686	(4) 10	141,490	58,660	63,240	23,530	896	123	(2) 5	1,600	480	12"	58,400	15' 3 3/8"	8' 3 1/8"	7' 1/4"	34 1/2"	18' 0"
eco-ATC-987A	700	(4) 10	137,110	64,860	69,620	26,630	1070	146	(2) 5	1,600	480	12"	64,780	15' 10 7/8"	8' 10 5/8"	7' 1/4"	42"	18' 0"
eco-ATC-1007A	715	(4) 15	163,400	52,920	57,340	20,660	722	99	(2) 5	1,600	480	12"	52,500	14' 7 7/8"	7' 7 5/8"	7' 1/4"	27"	18' 0"
eco-ATC-1059A	752	(4) 15	158,500	59,160	63,740	23,780	896	123	(2) 5	1,600	480	12"	58,900	15' 3 3/8"	8' 3 1/8"	7' 1/4"	34 1/2"	18' 0"
eco-ATC-1095A	777	(4) 15	153,600	65,360	70,120	26,880	1070	146	(2) 5	1,600	480	12"	65,280	15' 10 7/8"	8' 10 5/8"	7' 1/4"	42"	18' 0"

* Tons at standard conditions: 96.3°F condensing, 20°F suction and 78°F W.B.

** Gallons shown is water in suspension in unit and piping. Allow for additional water in bottom of remote sump to cover pump suction and strainer during operation. (12" would normally be sufficient.)

† Heaviest section is the coil section. **Weights shown are for 1g seismic design.**

*** Refrigerant charge is shown for R-717. Multiply by 1.93 for R-22 and 1.98 for R-134a.

Dimensions are subject to change. Do not use for pre-fabrication. Quantity of coil connections subject to change based on refrigerant and design conditions.

Engineering & Dimensions Data

eco-ATC-122A to eco-ATC-263A

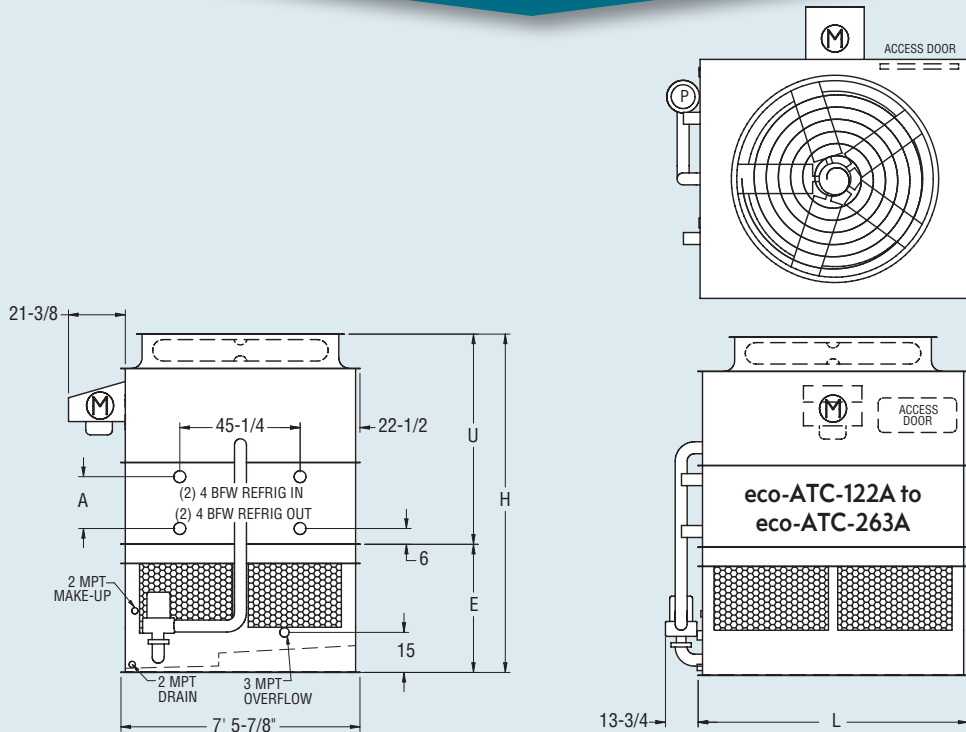


Table 9 Engineering Data

Model No.	R-717 Tons*	Fans		Weights†			Refrigerant Operating Charge lbs.**	Coil Volume ft ³	Spray Pump		Remote Pump			Dimensions				
		HP	CFM	Shipping	Operating	Heaviest Section†			HP	GPM	Gallons Req'd**	Conn. Size	Operating Weight	Height H	Upper U	Lower E	Coil A	Length L
eco-ATC-122A	87	3	26,500	6,739	9,149	5,440	98	13	2	340	220	8"	8,049	9' 11-3/4"	5' 11-1/2"	4' 1/4"	12"	8' 5-1/2"
eco-ATC-138A	98	5	31,400	6,750	9,160	5,450	98	13	2	340	220	8"	8,060	9' 11-3/4"	5' 11-1/2"	4' 1/4"	12"	8' 5-1/2"
eco-ATC-152A	108	7.5	35,900	6,800	9,210	5,500	98	13	2	340	220	8"	8,110	9' 11-3/4"	5' 11-1/2"	4' 1/4"	12"	8' 5-1/2"
eco-ATC-162A	115	10	39,500	6,810	9,220	5,510	98	13	2	340	220	8"	8,120	9' 11-3/4"	5' 11-1/2"	4' 1/4"	12"	8' 5-1/2"
eco-ATC-168A	120	5	30,600	7,980	10,470	6,680	141	19	2	340	220	8"	9,370	10' 7-1/4"	6' 7"	4' 1/4"	19-1/2"	8' 5-1/2"
eco-ATC-180A	128	3	24,300	10,741	13,401	9,441	226	31	2	340	220	8"	12,301	11' 10-1/4"	7' 10"	4' 1/4"	34-1/2"	8' 5-1/2"
eco-ATC-186A	132	7.5	35,000	8,030	10,520	6,730	141	19	2	340	220	8"	9,420	10' 7-1/4"	6' 7"	4' 1/4"	19-1/2"	8' 5-1/2"
eco-ATC-191A	136	5	29,700	9,320	11,900	8,020	183	25	2	340	220	8"	10,800	11' 2-3/4"	7' 2-1/2"	4' 1/4"	27"	8' 5-1/2"
eco-ATC-198A	141	10	38,400	8,040	10,530	6,740	141	19	2	340	220	8"	9,430	10' 7-1/4"	6' 7"	4' 1/4"	19-1/2"	8' 5-1/2"
eco-ATC-203A	144	5	28,800	10,750	13,410	9,450	226	31	2	340	220	8"	12,310	11' 10-1/4"	7' 10"	4' 1/4"	34-1/2"	8' 5-1/2"
eco-ATC-210A	149	7.5	34,000	9,370	11,950	8,070	183	25	2	340	220	8"	10,850	11' 2-3/4"	7' 2-1/2"	4' 1/4"	27"	8' 5-1/2"
eco-ATC-223A	159	10	37,200	9,380	11,960	8,080	183	25	2	340	220	8"	10,860	11' 2-3/4"	7' 2-1/2"	4' 1/4"	27"	8' 5-1/2"
eco-ATC-229A	163	7.5	32,000	12,210	14,950	10,910	269	37	2	340	220	8"	13,850	12' 5-3/4"	8' 5-1/2"	4' 1/4"	42"	8' 5-1/2"
eco-ATC-238A	169	10	36,100	10,810	13,470	9,510	226	31	2	340	220	8"	12,370	11' 10-1/4"	7' 10"	4' 1/4"	34-1/2"	8' 5-1/2"
eco-ATC-243A	173	10	35,000	12,220	14,960	10,920	269	37	2	340	220	8"	13,860	12' 5-3/4"	8' 5-1/2"	4' 1/4"	42"	8' 5-1/2"
eco-ATC-257A	183	15	40,500	10,940	13,600	9,640	226	31	2	340	220	8"	12,500	11' 10-1/4"	7' 10"	4' 1/4"	34-1/2"	8' 5-1/2"
eco-ATC-263A	187	15	39,200	12,350	15,090	11,050	269	37	2	340	220	8"	13,990	12' 5-3/4"	8' 5-1/2"	4' 1/4"	42"	8' 5-1/2"

* Tons at standard conditions: 96.3°F condensing, 20°F suction and 78°F W.B.

** Gallons shown is water in suspension in unit and piping. Allow for additional water in bottom of remote sump to cover pump suction and strainer during operation. (12" would normally be sufficient.)

† Heaviest section is the coil section. **Weights shown are for 1g seismic design.**

*** Refrigerant charge is shown for R-717. Multiply by 1.93 for R-22 and 1.98 for R-134a.

Dimensions are subject to change. Do not use for pre-fabrication. Quantity of coil connections subject to change based on refrigerant and design conditions.

eco-Saver Option: (Low Energy)

Engineering & Dimensions Data

eco-ATC-160A to eco-ATC-326A

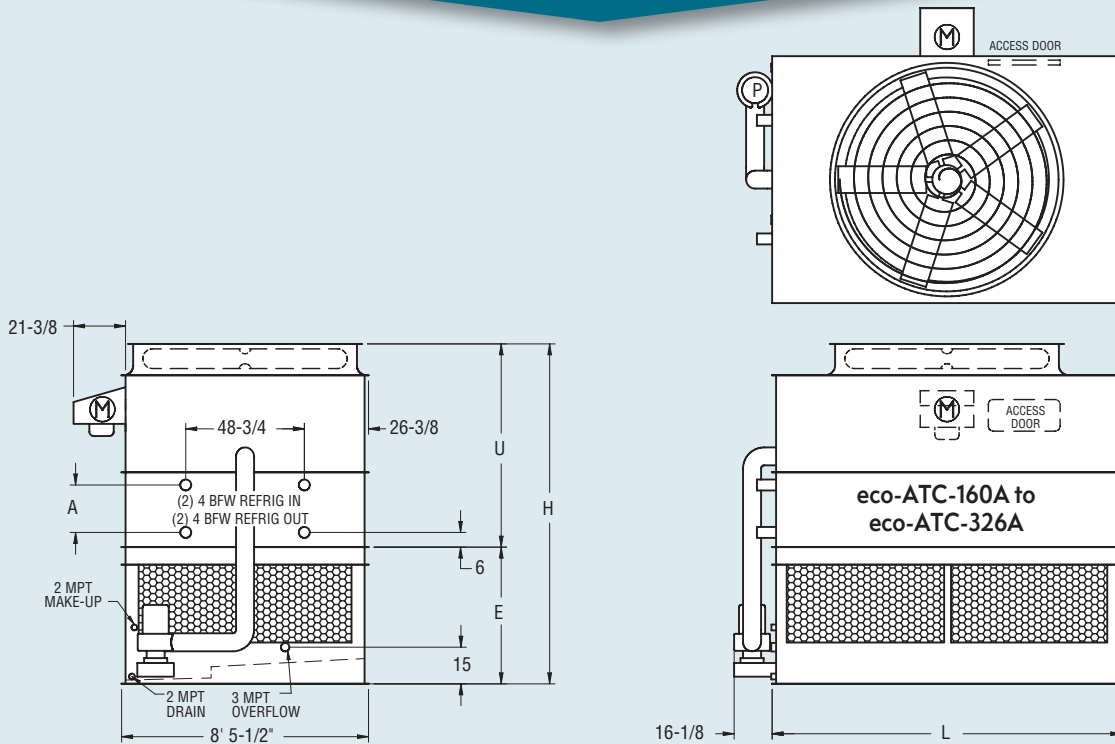


Table 10 Engineering Data

Model No.	R-717 Tons*	Fans		Weights†			Refrigerant Operating Charge lbs.***	Coil Volume ft ³	Spray Pump		Remote Pump			Dimensions				
		HP	CFM	Shipping	Operating	Heaviest Section†			HP	GPM	Gallons Req'd**	Conn. Size	Operating Weight	Height H	Upper U	Lower E	Coil A	Length L
eco-ATC-160A	114	5	34,900	7,859	10,689	6,420	112	15	2	410	250	8"	9,409	10' 7-7/8"	6' 4"	4' 3-7/8"	12"	8' 11-1/2"
eco-ATC-177A	126	7.5	40,000	7,910	10,740	6,470	112	15	2	410	250	8"	9,460	10' 7-7/8"	6' 4"	4' 3-7/8"	12"	8' 11-1/2"
eco-ATC-206A	147	15	50,400	8,050	10,880	6,610	112	15	2	410	250	8"	9,600	10' 7-7/8"	6' 4"	4' 3-7/8"	12"	8' 11-1/2"
eco-ATC-216A	154	7.5	39,500	9,460	12,390	8,020	161	22	2	410	250	8"	11,110	11' 3-3/8"	6' 11-1/2"	4' 3-7/8"	19-1/2"	8' 11-1/2"
eco-ATC-222A	158	5	33,500	11,020	14,040	9,580	210	29	2	410	250	8"	12,760	11' 10-7/8"	7' 7"	4' 3-7/8"	27"	8' 11-1/2"
eco-ATC-232A	165	10	43,500	9,470	12,400	8,030	161	22	2	410	250	8"	11,120	11' 3-3/8"	6' 11-1/2"	4' 3-7/8"	19-1/2"	8' 11-1/2"
eco-ATC-237A	169	5	32,500	12,740	15,850	11,300	260	35	2	410	250	8"	14,570	12' 6-3/8"	8' 2-1/2"	4' 3-7/8"	34-1/2"	8' 11-1/2"
eco-ATC-252A	179	15	48,900	9,600	12,530	8,160	161	22	2	410	250	8"	11,250	11' 3-3/8"	6' 11-1/2"	4' 3-7/8"	19-1/2"	8' 11-1/2"
eco-ATC-262A	186	10	42,200	11,080	14,100	9,640	210	29	2	410	250	8"	12,820	11' 10-7/8"	7' 7"	4' 3-7/8"	27"	8' 11-1/2"
eco-ATC-266A	189	7.5	36,100	14,470	17,680	13,030	309	42	2	410	250	8"	16,400	13' 1-7/8"	8' 10"	4' 3-7/8"	42"	8' 11-1/2"
eco-ATC-278A	198	10	40,900	12,800	15,910	11,360	260	35	2	410	250	8"	14,630	12' 6-3/8"	8' 2-1/2"	4' 3-7/8"	34-1/2"	8' 11-1/2"
eco-ATC-283A	201	15	47,500	11,210	14,230	9,770	210	29	2	410	250	8"	12,950	11' 10-7/8"	7' 7"	4' 3-7/8"	27"	8' 11-1/2"
eco-ATC-285A	203	10	39,700	14,480	17,690	13,040	309	42	2	410	250	8"	16,410	13' 1-7/8"	8' 10"	4' 3-7/8"	42"	8' 11-1/2"
eco-ATC-303A	215	15	46,100	12,930	16,040	11,490	260	35	2	410	250	8"	14,760	12' 6-3/8"	8' 2-1/2"	4' 3-7/8"	34-1/2"	8' 11-1/2"
eco-ATC-309A	220	15	44,600	14,610	17,820	13,170	309	42	2	410	250	8"	16,540	13' 1-7/8"	8' 10"	4' 3-7/8"	42"	8' 11-1/2"
eco-ATC-326A	232	20	48,400	14,670	17,880	13,230	309	42	2	410	250	8"	16,600	13' 1-7/8"	8' 10"	4' 3-7/8"	42"	8' 11-1/2"

* Tons at standard conditions: 96.3°F condensing, 20°F suction and 78°F W.B.

** Gallons shown is water in suspension in unit and piping. Allow for additional water in bottom of remote sump to cover pump suction and strainer during operation. (12" would normally be sufficient.)

† Heaviest section is the coil section. **Weights shown are for 1g seismic design.**

*** Refrigerant charge is shown for R-717. Multiply by 1.93 for R-22 and 1.98 for R-134a.

Dimensions are subject to change. Do not use for pre-fabrication. Quantity of coil connections subject to change based on refrigerant and design conditions.

eco-Saver Option: (Low Energy)

Engineering & Dimensions Data

eco-ATC-205A to eco-ATC-394A

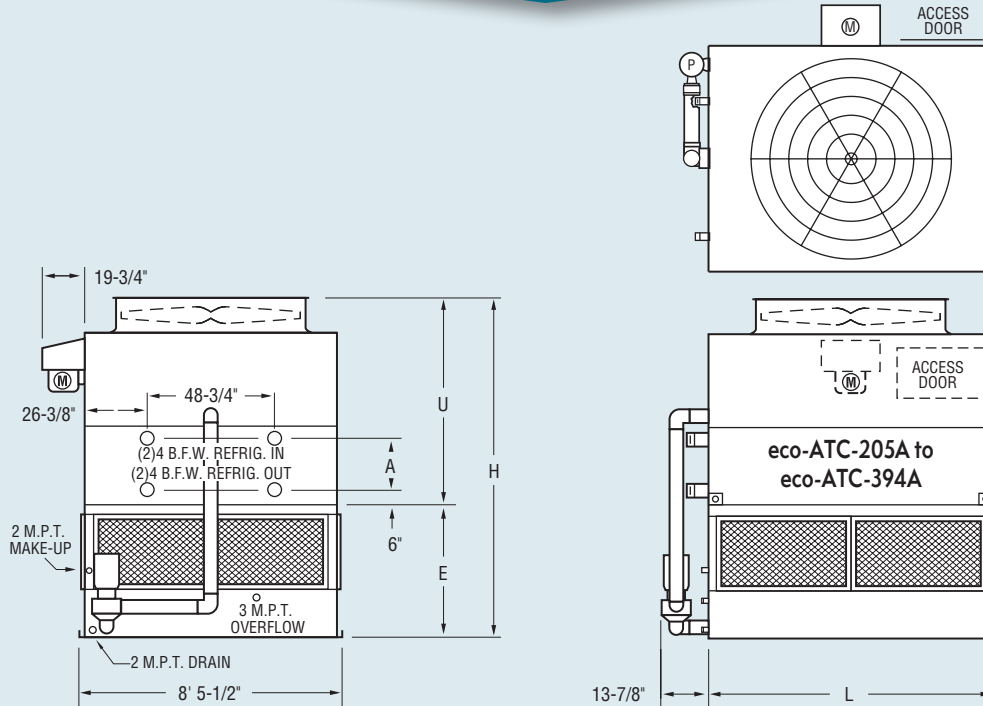


Table 11 Engineering Data

Model No.	R-717 Tons*	Fans		Weights†			Refrigerant Operating Charge lbs.***	Coil Volume ft ³	Spray Pump		Remote Pump			Dimensions				
		HP	CFM	Shipping	Operating	Heaviest Section†			HP	GPM	Gallons Req'd**	Conn. Size	Operating Weight	Height H	Upper U	Lower E	Coil A	Length L
eco-ATC-205A	146	7.5	44,700	9,120	12,460	7,480	129	18	3	500	290	10"	10,950	10' 7-7/8"	6' 4"	4' 3-7/8"	12"	10' 5-1/2"
eco-ATC-219A	156	10	49,200	9,140	12,480	7,500	129	18	3	500	290	10"	10,970	10' 7-7/8"	6' 4"	4' 3-7/8"	12"	10' 5-1/2"
eco-ATC-239A	170	15	56,300	9,260	12,600	7,620	129	18	3	500	290	10"	11,090	10' 7-7/8"	6' 4"	4' 3-7/8"	12"	10' 5-1/2"
eco-ATC-251A	179	7.5	43,800	10,910	14,360	9,270	187	25	3	500	290	10"	12,850	11' 3-3/8"	6' 11-1/2"	4' 3-7/8"	19-1/2"	10' 5-1/2"
eco-ATC-268A	191	10	48,200	10,930	14,380	9,290	187	25	3	500	290	10"	12,870	11' 3-3/8"	6' 11-1/2"	4' 3-7/8"	19-1/2"	10' 5-1/2"
eco-ATC-293A	208	15	54,700	11,050	14,500	9,410	187	25	3	500	290	10"	12,990	11' 3-3/8"	6' 11-1/2"	4' 3-7/8"	19-1/2"	10' 5-1/2"
eco-ATC-301A	214	10	46,800	12,800	16,360	11,160	244	33	3	500	290	10"	14,850	11' 10-7/8"	7' 7"	4' 3-7/8"	27"	10' 5-1/2"
eco-ATC-308A	219	7.5	40,000	16,750	20,530	15,110	359	49	3	500	290	10"	19,020	13' 1-7/8"	8' 10"	4' 3-7/8"	42"	10' 5-1/2"
eco-ATC-321A	228	10	45,400	14,820	18,490	13,180	302	41	3	500	290	10"	16,980	12' 6-3/8"	8' 2-1/2"	4' 3-7/8"	34-1/2"	10' 5-1/2"
eco-ATC-331A	235	15	53,100	12,920	16,480	11,280	244	33	3	500	290	10"	14,970	11' 10-7/8"	7' 7"	4' 3-7/8"	27"	10' 51/2"
eco-ATC-351A	249	15	51,500	14,940	18,610	13,300	302	41	3	500	290	10"	17,100	12' 6-3/8"	8' 2-1/2"	4' 3-7/8"	34-1/2"	10' 5-1/2"
eco-ATC-358A	254	15	49,900	16,890	20,670	15,250	359	49	3	500	290	10"	19,160	13' 1-7/8"	8' 10"	4' 3-7/8"	42"	10' 5-1/2"
eco-ATC-371A	264	20	55,900	15,000	18,670	13,360	302	41	3	500	290	10"	17,160	12' 6-3/8"	8' 2-1/2"	4' 3-7/8"	34-1/2"	10' 5-1/2"
eco-ATC-377A	268	20	54,100	16,950	20,730	15,310	359	49	3	500	290	10"	19,220	13' 1-7/8"	8' 10"	4' 3-7/8"	42"	10' 5-1/2"
eco-ATC-394A	280	25	57,600	16,980	20,760	15,340	359	49	3	500	290	10"	19,250	13' 1-7/8"	8' 10"	4' 3-7/8"	42"	10' 5-1/2"

* Tons at standard conditions: 96.3°F condensing, 20°F suction and 78°F W.B.

** Gallons shown is water in suspension in unit and piping. Allow for additional water in bottom of remote sump to cover pump suction and strainer during operation. (12" would normally be sufficient.)

† Heaviest section is the coil section. **Weights shown are for 1g seismic design.**

*** Refrigerant charge is shown for R-717. Multiply by 1.93 for R-22 and 1.98 for R-134a.

Dimensions are subject to change. Do not use for pre-fabrication. Quantity of coil connections subject to change based on refrigerant and design conditions.

eco-Saver Option: (Low Energy)

Engineering & Dimensions Data

eco-ATC-225A to eco-ATC-434A

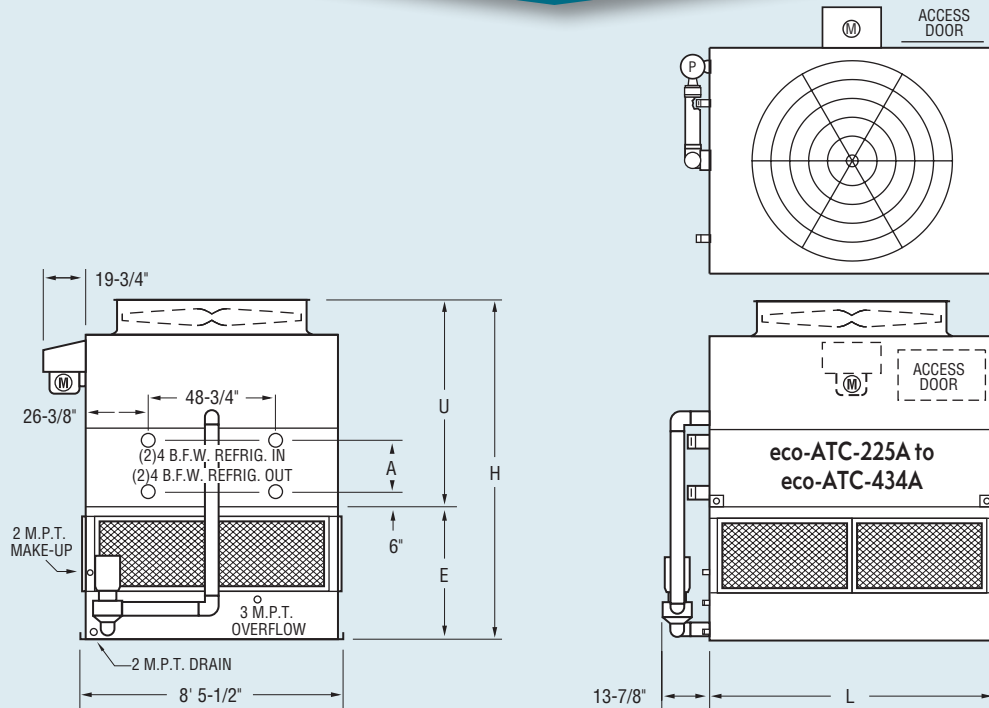


Table 12 Engineering Data

Model No.	R-717 Tons*	Fans		Weights†			Refrigerant Operating Charge lbs.***	Coil Volume ft ³	Spray Pump		Remote Pump			Dimensions				
		HP	CFM	Shipping	Operating	Heaviest Section†			HP	GPM	Gallons Req'd**	Conn. Size	Operating Weight	Height H	Upper U	Lower E	Coil A	Length L
eco-ATC-225A	160	7.5	48,500	9,710	13,630	7,840	146	20	5	570	330	10"	11,850	11' 1/4"	6' 4"	4' 8-1/4"	12"	11' 11-3/4"
eco-ATC-264A	188	15	61,000	9,850	13,770	7,980	146	20	5	570	330	10"	11,990	11' 1/4"	6' 4"	4' 8-1/4"	12"	11' 11-3/4"
eco-ATC-275A	196	7.5	48,000	11,880	15,920	10,010	212	29	5	570	330	10"	14,140	11' 7-3/4"	6' 11-1/2"	4' 8-1/4"	19-1/2"	11' 11-3/4"
eco-ATC-310A	220	7.5	46,600	14,070	18,240	12,200	278	38	5	570	330	10"	16,460	12' 3-1/4"	7' 7"	4' 8-1/4"	27"	11' 11-3/4"
eco-ATC-324A	230	15	60,300	12,020	16,060	10,150	212	29	5	570	330	10"	14,280	11' 7-3/4"	6' 11-1/2"	4' 8-1/4"	19-1/2"	11' 11-3/4"
eco-ATC-329A	234	7.5	45,200	16,240	20,540	14,370	344	47	5	570	330	10"	18,760	12' 10-3/4"	8' 2-1/2"	4' 8-1/4"	34-1/2"	11' 11-3/4"
eco-ATC-332A	236	10	51,200	14,080	18,250	12,210	278	38	5	570	330	10"	16,470	12' 3-1/4"	7' 7"	4' 8-1/4"	27"	11' 11-3/4"
eco-ATC-342A	243	20	65,300	12,080	16,120	10,210	212	29	5	570	330	10"	14,340	11' 7-3/4"	6' 11-1/2"	4' 8-1/4"	19-1/2"	11' 11-3/4"
eco-ATC-359A	255	10	48,200	18,490	22,910	16,620	410	56	5	570	330	10"	21,130	13' 6-1/4"	8' 10"	4' 8-1/4"	42"	11' 11-3/4"
eco-ATC-364A	259	15	58,500	14,210	18,380	12,340	278	38	5	570	330	10"	16,600	12' 3-1/4"	7' 7"	4' 8-1/4"	27"	11' 11-3/4"
eco-ATC-384A	273	20	63,500	14,270	18,440	12,400	278	38	5	570	330	10"	16,660	12' 3-1/4"	7' 7"	4' 8-1/4"	27"	11' 11-3/4"
eco-ATC-396A	281	15	55,000	18,620	23,040	16,750	410	56	5	570	330	10"	21,260	13' 6-1/4"	8' 10"	4' 8-1/4"	42"	11' 11-3/4"
eco-ATC-410A	291	20	61,500	16,440	20,740	14,570	344	47	5	570	330	10"	18,960	12' 10-3/4"	8' 2-1/2"	4' 8-1/4"	34-1/2"	11' 11-3/4"
eco-ATC-426A	303	25	65,500	16,470	20,770	14,600	344	47	5	570	330	10"	18,990	12' 10-3/4"	8' 2-1/2"	4' 8-1/4"	34-1/2"	11' 11-3/4"
eco-ATC-434A	308	25	63,500	18,710	23,130	16,840	410	56	5	570	330	10"	21,350	13' 6-1/4"	8' 10"	4' 8-1/4"	42"	11' 11-3/4"

* Tons at standard conditions: 96.3°F condensing, 20°F suction and 78°F W.B.

** Gallons shown is water in suspension in unit and piping. Allow for additional water in bottom of remote sump to cover pump suction and strainer during operation. (12" would normally be sufficient.)

† Heaviest section is the coil section. **Weights shown are for 1g seismic design.**

*** Refrigerant charge is shown for R-717. Multiply by 1.93 for R-22 and 1.98 for R-134a.

Dimensions are subject to change. Do not use for pre-fabrication. Quantity of coil connections subject to change based on refrigerant and design conditions.

eco-Saver Option: (Low Energy)

Engineering & Dimensions Data eco-ATC-269A to eco-ATC-504A

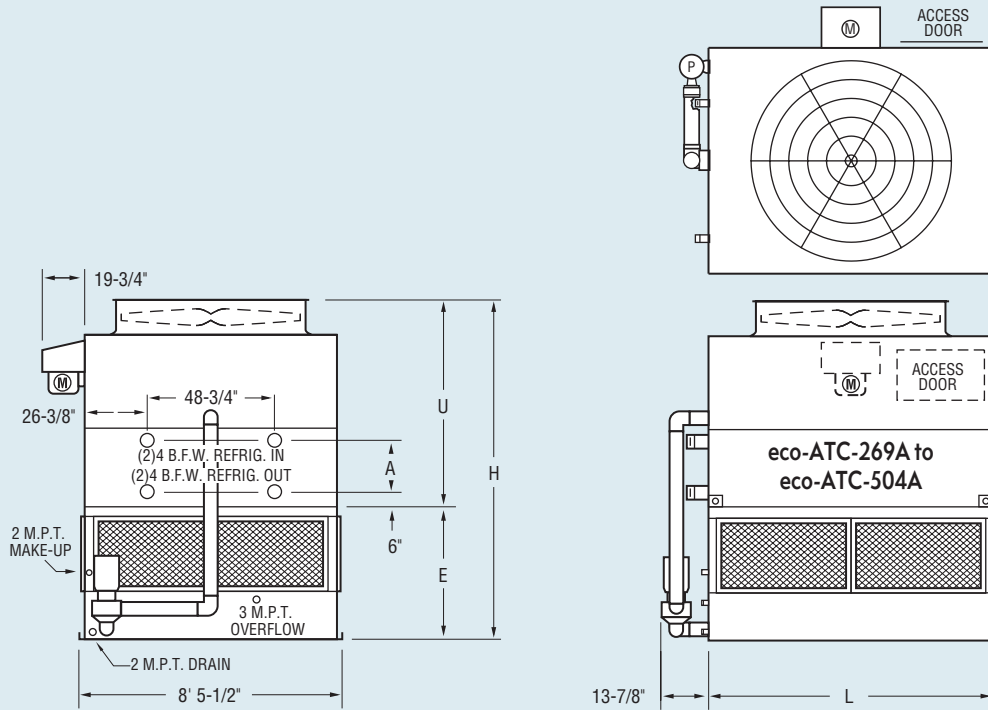


Table 13 Engineering Data

Model No.	R-717 Tons*	Fans		Weights†			Refrigerant Operating Charge lbs.***	Coil Volume ft ³	Spray Pump		Remote Pump			Dimensions				
		HP	CFM	Shipping	Operating	Heaviest Section†			HP	GPM	Gallons Req'd**	Conn. Size	Operating Weight	Height H	Upper U	Lower E	Coil A	Length L
eco-ATC-269A	191	10	59,600	10,970	15,520	8,890	168	23	5	650	380	10"	13,490	11' 1/4"	6' 4"	4' 8-1/4"	12"	13' 11-3/4"
eco-ATC-295A	210	15	68,200	11,100	15,650	9,020	168	23	5	650	380	10"	13,620	11' 1/4"	6' 4"	4' 8-1/4"	12"	13' 11-3/4"
eco-ATC-313A	222	20	75,100	11,160	15,710	9,080	168	23	5	650	380	10"	13,680	11' 1/4"	6' 4"	4' 8-1/4"	12"	13' 11-3/4"
eco-ATC-330A	235	10	58,500	13,500	18,200	11,420	246	33	5	650	380	10"	16,170	11' 7-3/4"	6' 11-1/2"	4' 8-1/4"	19-1/2"	13' 11-3/4"
eco-ATC-372A	264	10	56,800	16,030	20,870	13,950	323	44	5	650	380	10"	18,840	12' 3-1/4"	7' 7"	4' 8-1/4"	27"	13' 11-3/4"
eco-ATC-401A	285	10	53,400	21,170	26,310	19,090	477	65	5	650	380	10"	24,280	13' 6-1/4"	8' 10"	4' 8-1/4"	42"	13' 11-3/4"
eco-ATC-438A	311	15	61,100	21,300	26,440	19,220	477	65	5	650	380	10"	24,410	13' 6-1/4"	8' 10"	4' 8-1/4"	42"	13' 11-3/4"
eco-ATC-449A	319	25	75,500	16,250	21,090	14,170	323	44	5	650	380	10"	19,060	12' 3-1/4"	7' 7"	4' 8-1/4"	27"	13' 11-3/4"
eco-ATC-458A	325	20	68,800	18,760	23,750	16,680	400	54	5	650	380	10"	21,720	12' 10-3/4"	8' 2-1/2"	4' 8-1/4"	34-1/2"	13' 11-3/4"
eco-ATC-467A	332	20	66,600	21,360	26,500	19,280	477	65	5	650	380	10"	24,470	13' 6-1/4"	8' 10"	4' 8-1/4"	42"	13' 11-3/4"
eco-ATC-478A	340	25	73,300	18,790	23,780	16,710	400	54	5	650	380	10"	21,750	12' 10-3/4"	8' 2-1/2"	4' 8-1/4"	34-1/2"	13' 11-3/4"
eco-ATC-504A	358	30	74,700	21,440	26,580	19,360	477	65	5	650	380	10"	24,550	13' 6-1/4"	8' 10"	4' 8-1/4"	42"	13' 11-3/4"

* Tons at standard conditions: 96.3°F condensing, 20°F suction and 78°F W.B.

** Gallons shown is water in suspension in unit and piping. Allow for additional water in bottom of remote sump to cover pump suction and strainer during operation. (12" would normally be sufficient.)

† Heaviest section is the coil section. **Weights shown are for 1g seismic design.**

*** Refrigerant charge is shown for R-717. Multiply by 1.93 for R-22 and 1.98 for R-134a.

Dimensions are subject to change. Do not use for pre-fabrication. Quantity of coil connections subject to change based on refrigerant and design conditions.

eco-Saver Option: (Low Energy)

Engineering & Dimensions Data

eco-ATC-395A to eco-ATC-671A

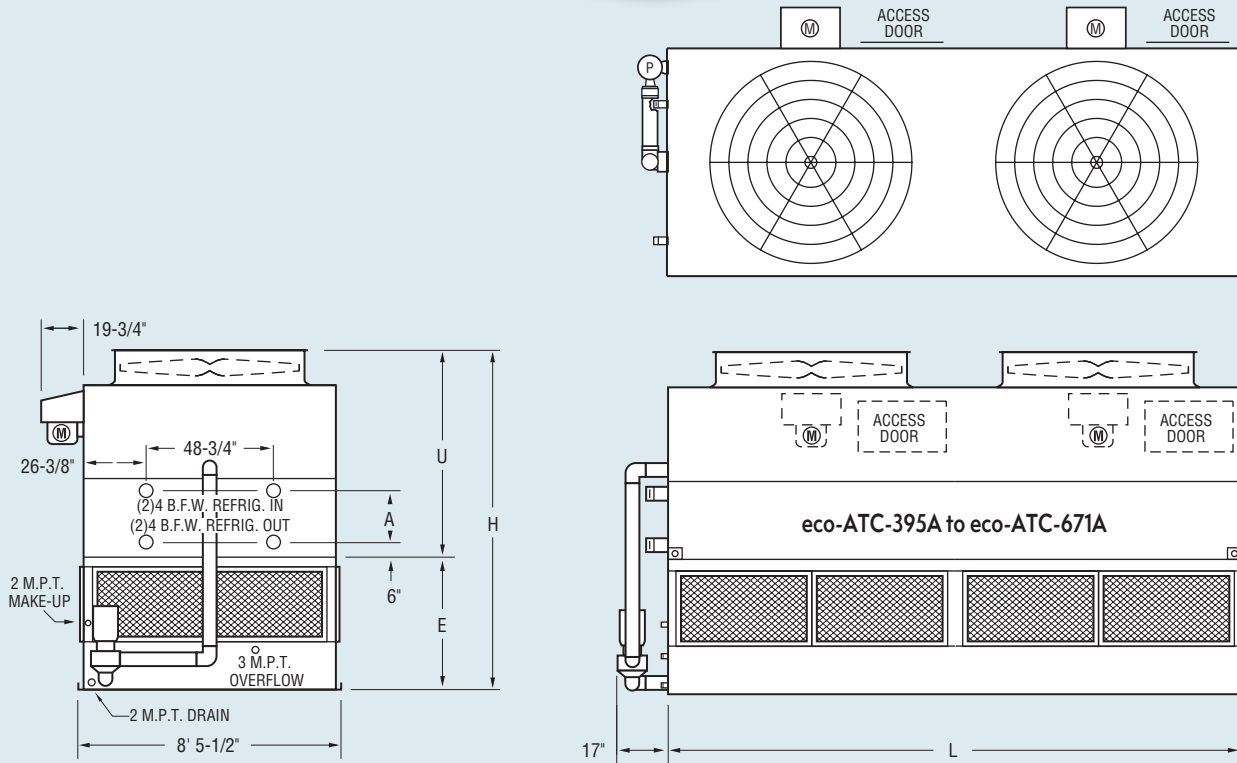


Table 14 Engineering Data

Model No.	R-717 Tons*	Fans		Weights†			Refrigerant Operating Charge lbs.***	Coil Volume ft ³	Spray Pump		Remote Pump			Dimensions				
		HP	CFM	Shipping	Operating	Heaviest Section†			HP	GPM	Gallons Req'd**	Conn. Size	Operating Weight	Height H	Upper U	Lower E	Coil A	Length L
eco-ATC-395A	281	(2) 10	88,400	14,780	20,690	11,990	213	29	5	800	510	12"	18,140	11' 10-3/4"	6' 10-1/2"	5' 1/4"	18-1/2"	18' 0"
eco-ATC-428A	304	(2) 15	101,100	15,030	20,940	12,240	213	29	5	800	510	12"	18,390	11' 10-3/4"	6' 10-1/2"	5' 1/4"	18-1/2"	18' 0"
eco-ATC-483A	343	(2) 10	87,200	18,030	24,140	15,240	313	43	5	800	510	12"	21,590	11' 11-3/4"	6' 11-1/2"	5' 1/4"	19-1/2"	18' 0"
eco-ATC-488A	347	(2) 5	65,300	24,420	30,910	21,630	512	70	5	800	510	12"	28,360	13' 2-3/4"	8' 2-1/2"	5' 1/4"	34-1/2"	18' 0"
eco-ATC-497A	353	(2) 5	63,200	27,789	34,469	25,000	612	83	5	800	510	12"	31,919	13' 10-1/4"	8' 10"	5' 1/4"	42"	18' 0"
eco-ATC-509A	361	(2) 7.5	77,000	21,300	27,600	18,510	412	56	5	800	510	12"	25,050	12' 7-1/4"	7' 7"	5' 1/4"	27"	18' 0"
eco-ATC-525A	373	(2) 15	98,200	18,280	24,390	15,490	313	43	5	800	510	12"	21,840	11' 11-3/4"	6' 11-1/2"	5' 1/4"	19-1/2"	18' 0"
eco-ATC-537A	381	(2) 7.5	74,700	24,520	31,010	21,730	512	70	5	800	510	12"	28,460	13' 2-3/4"	8' 2-1/2"	5' 1/4"	34-1/2"	18' 0"
eco-ATC-546A	388	(2) 10	84,800	21,330	27,630	18,540	412	56	5	800	510	12"	25,080	12' 7-1/4"	7' 7"	5' 1/4"	27"	18' 0"
eco-ATC-576A	409	(2) 10	82,100	24,550	31,040	21,760	512	70	5	800	510	12"	28,490	13' 2-3/4"	8' 2-1/2"	5' 1/4"	34-1/2"	18' 0"
eco-ATC-592A	420	(2) 15	95,300	21,580	27,880	18,790	412	56	5	800	510	12"	25,330	12' 7-1/4"	7' 7"	5' 1/4"	27"	18' 0"
eco-ATC-626A	444	(2) 15	92,500	24,800	31,290	22,010	512	70	5	800	510	12"	28,740	13' 2-3/4"	8' 2-1/2"	5' 1/4"	34-1/2"	18' 0"
eco-ATC-636A	452	(2) 15	89,500	28,170	34,850	25,380	612	83	5	800	510	12"	32,300	13' 10-1/4"	8' 10"	5' 1/4"	42"	18' 0"
eco-ATC-671A	476	(2) 20	97,100	28,290	34,970	25,500	612	83	5	800	510	12"	32,420	13' 10-1/4"	8' 10"	5' 1/4"	42"	18' 0"

* Tons at standard conditions: 96.3°F condensing, 20°F suction and 78°F W.B.

** Gallons shown is water in suspension in unit and piping. Allow for additional water in bottom of remote sump to cover pump suction and strainer during operation. (12" would normally be sufficient.)

† Heaviest section is the coil section. **Weights shown are for 1g seismic design.**

*** Refrigerant charge is shown for R-717. Multiply by 1.93 for R-22 and 1.98 for R-134a.

Dimensions are subject to change. Do not use for pre-fabrication. Quantity of coil connections subject to change based on refrigerant and design conditions.

eco-Saver Option: (Low Energy)

Engineering & Dimensions Data eco-ATC-451A to eco-ATC-804A

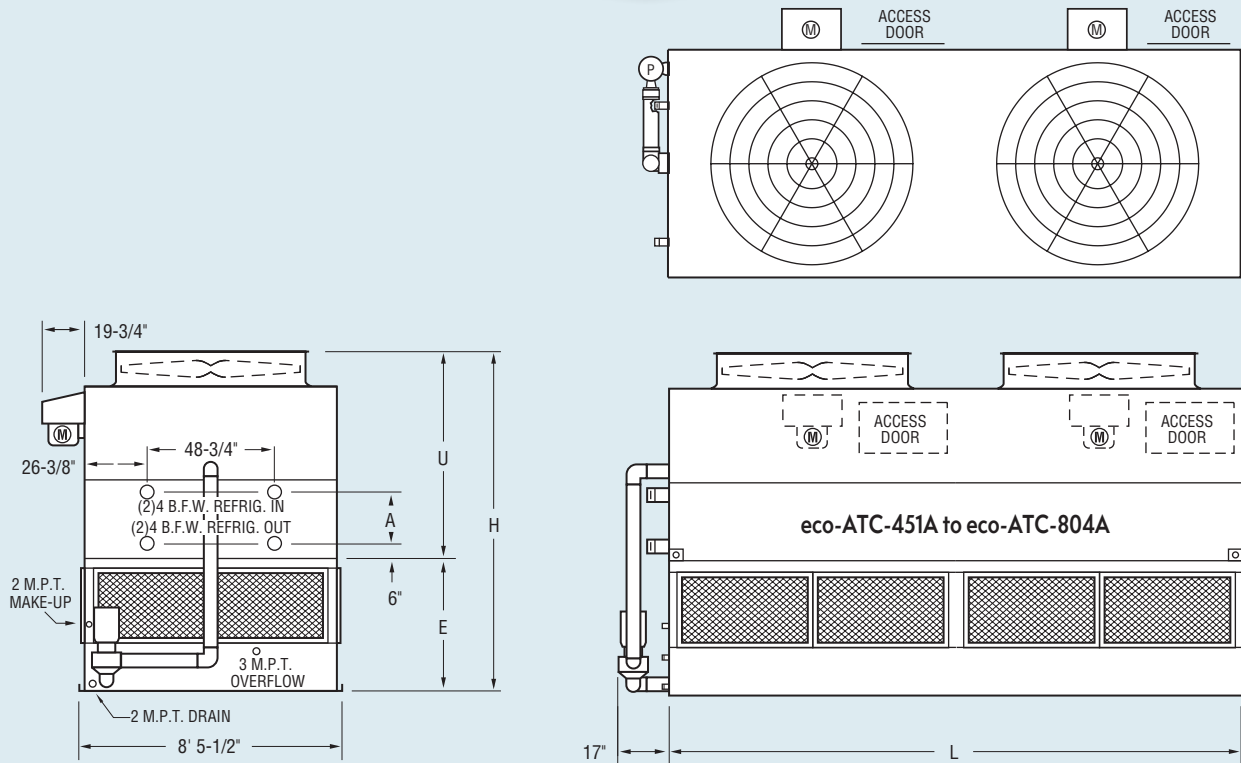


Table 15 Engineering Data

Model No.	R-717 Tons*	Fans		Weights†			Refrigerant Operating Charge lbs.**	Coil Volume ft ³	Spray Pump		Remote Pump			Dimensions				
		HP	CFM	Shipping	Operating	Heaviest Section†			HP	GPM	Gallons Req'd**	Conn. Size	Operating Weight	Height H	Upper U	Lower E	Coil A	Length L
eco-ATC-451A	320	(2) 10	93,500	16,990	23,990	13,890	247	34	7-1/2	1050	590	12"	21,020	11' 4-1/4"	6' 4"	5' 1/4"	12"	21' 0"
eco-ATC-492A	349	(2) 15	107,000	17,240	24,240	14,140	247	34	7-1/2	1050	590	12"	21,270	11' 4-1/4"	6' 4"	5' 1/4"	12"	21' 0"
eco-ATC-518A	368	(2) 7.5	87,900	20,520	27,740	17,420	363	50	7-1/2	1050	590	12"	24,770	11' 11-3/4"	6' 11-1/2"	5' 1/4"	19-1/2"	21' 0"
eco-ATC-551A	391	(2) 10	96,700	20,550	27,770	17,450	363	50	7-1/2	1050	590	12"	24,800	11' 11-3/4"	6' 11-1/2"	5' 1/4"	19-1/2"	21' 0"
eco-ATC-586A	416	(2) 7.5	85,300	24,370	31,820	21,270	480	65	7-1/2	1050	590	12"	28,850	12' 7-1/4"	7' 7"	5' 1/4"	27"	21' 0"
eco-ATC-604A	429	(2) 15	104,100	20,800	28,020	17,700	363	50	7-1/2	1050	590	12"	25,050	11' 11-3/4"	6' 11-1/2"	5' 1/4"	19-1/2"	21' 0"
eco-ATC-624A	443	(2) 10	93,800	24,400	31,850	21,300	480	65	7-1/2	1050	590	12"	28,880	12' 7-1/4"	7' 7"	5' 1/4"	27"	21' 0"
eco-ATC-658A	467	(2) 10	91,100	28,150	35,820	25,050	596	81	7-1/2	1050	590	12"	32,850	13' 2-3/4"	8' 2-1/2"	5' 1/4"	34-1/2"	21' 0"
eco-ATC-669A	475	(2) 10	88,200	32,060	39,950	28,960	713	97	7-1/2	1050	590	12"	36,980	13' 10-1/4"	8' 10"	5' 1/4"	42"	21' 0"
eco-ATC-684A	486	(2) 15	101,200	24,650	32,100	21,550	480	65	7-1/2	1050	590	12"	29,130	12' 7-1/4"	7' 7"	5' 1/4"	27"	21' 0"
eco-ATC-720A	511	(2) 15	98,200	28,400	36,070	25,300	596	81	7-1/2	1050	590	12"	33,100	13' 2-3/4"	8' 2-1/2"	5' 1/4"	34-1/2"	21' 0"
eco-ATC-732A	520	(2) 15	95,100	32,310	40,200	29,210	713	97	7-1/2	1050	590	12"	37,230	13' 10-1/4"	8' 10"	5' 1/4"	42"	21' 0"
eco-ATC-758A	538	(2) 20	103,400	28,520	36,190	25,420	596	81	7-1/2	1050	590	12"	33,220	13' 2-3/4"	8' 2-1/2"	5' 1/4"	34-1/2"	21' 0"
eco-ATC-772A	548	(2) 20	100,100	32,430	40,320	29,330	713	97	7-1/2	1050	590	12"	37,350	13' 10-1/4"	8' 10"	5' 1/4"	42"	21' 0"
eco-ATC-804A	571	(2) 25	108,600	32,490	40,380	29,390	713	97	7-1/2	1050	590	12"	37,410	13' 10-1/4"	8' 10"	5' 1/4"	42"	21' 0"

* Tons at standard conditions: 96.3°F condensing, 20°F suction and 78°F W.B.

** Gallons shown is water in suspension in unit and piping. Allow for additional water in bottom of remote sump to cover pump suction and strainer during operation. (12" would normally be sufficient.)

† Heaviest section is the coil section. **Weights shown are for 1g seismic design.**

*** Refrigerant charge is shown for R-717. Multiply by 1.93 for R-22 and 1.98 for R-134a.

Dimensions are subject to change. Do not use for pre-fabrication. Quantity of coil connections subject to change based on refrigerant and design conditions.

eco-Saver Option: (Low Energy)

Engineering & Dimensions Data eco-ATC-444A to eco-ATC-862A

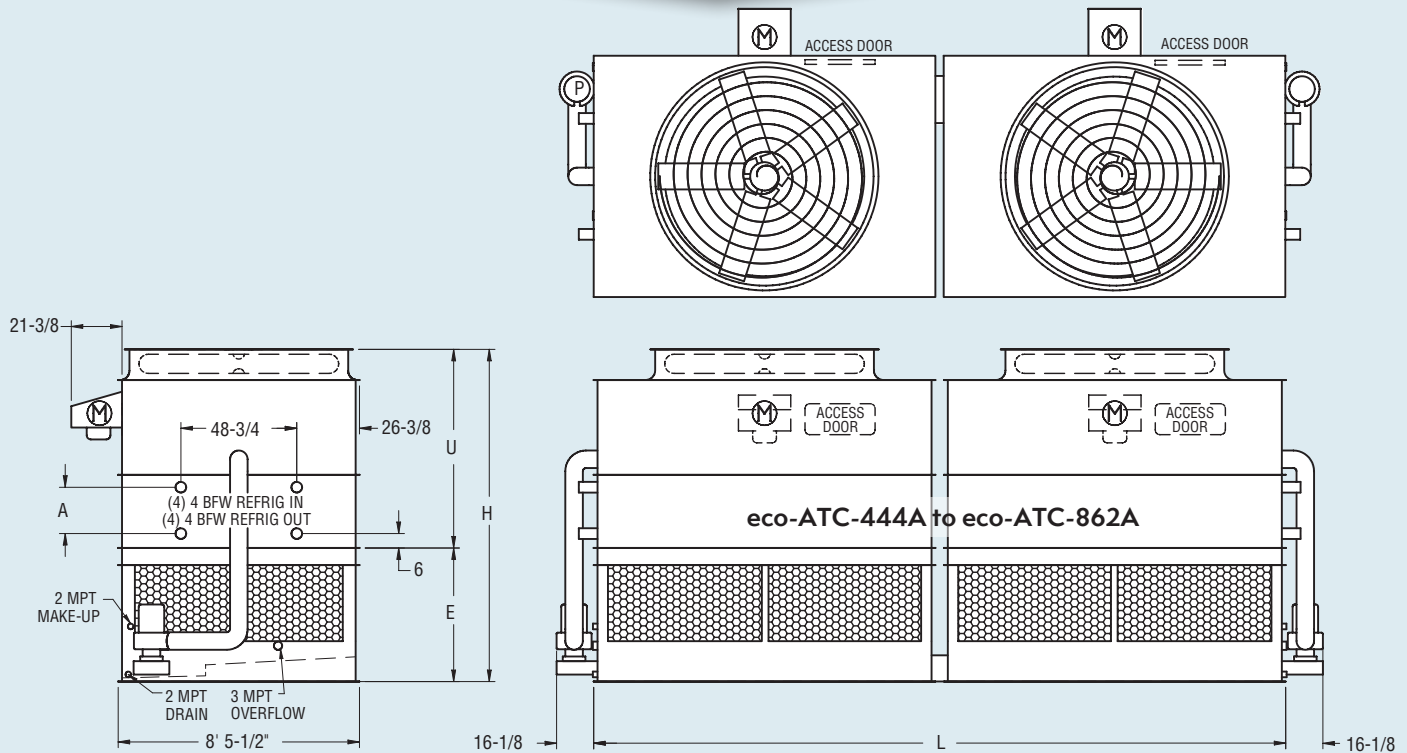


Table 16 Engineering Data

Model No.	R-717 Tons*	Fans		Weights†			Refrigerant Operating Charge lbs.***	Coil Volume ft ³	Spray Pump		Remote Pump			Dimensions				
		HP	CFM	Shipping	Operating	Heaviest Section†			HP	GPM	Gallons Req'd**	Conn. Size	Operating Weight	Height H	Upper U	Lower E	Coil A	Length L
eco-ATC-444A	315	(2) 7.5	96,400	19,420	27,260	7,840	292	40	(2) 5	1140	660	(2) 10"	23,700	11' 4-1/4"	6' 4"	5' 1/4"	12"	24' 2"
eco-ATC-474A	337	(2) 10	106,100	19,440	27,280	7,850	292	40	(2) 5	1140	660	(2) 10"	23,720	11' 4-1/4"	6' 4"	5' 1/4"	12"	24' 2"
eco-ATC-523A	371	(2) 15	121,500	19,700	27,540	7,980	292	40	(2) 5	1140	660	(2) 10"	23,980	11' 4-1/4"	6' 4"	5' 1/4"	12"	24' 2"
eco-ATC-545A	387	(2) 7.5	95,400	23,760	31,840	10,010	424	58	(2) 5	1140	660	(2) 10"	28,280	11' 11-3/4"	6' 11-1/2"	5' 1/4"	19-1/2"	24' 2"
eco-ATC-552A	392	(2) 20	133,700	19,820	27,660	8,040	292	40	(2) 5	1140	660	(2) 10"	24,100	11' 4-1/4"	6' 4"	5' 1/4"	12"	24' 2"
eco-ATC-581A	413	(2) 10	105,000	23,780	31,860	10,020	424	58	(2) 5	1140	660	(2) 10"	28,300	11' 11-3/4"	6' 11-1/2"	5' 1/4"	19-1/2"	24' 2"
eco-ATC-641A	455	(2) 15	120,000	24,040	32,120	10,150	424	58	(2) 5	1140	660	(2) 10"	28,560	11' 11-3/4"	6' 11-1/2"	5' 1/4"	19-1/2"	24' 2"
eco-ATC-654A	464	(2) 10	102,000	28,160	36,500	12,210	556	76	(2) 5	1140	660	(2) 10"	32,940	12' 7-1/4"	7' 7"	5' 1/4"	27"	24' 2"
eco-ATC-664A	471	(2) 7.5	87,100	36,960	45,800	16,610	819	112	(2) 5	1140	660	(2) 10"	42,240	13' 10-1/4"	8' 10"	5' 1/4"	42"	24' 2"
eco-ATC-677A	481	(2) 20	130,000	24,160	32,240	10,210	424	58	(2) 5	1140	660	(2) 10"	28,680	11' 11-3/4"	6' 11-1/2"	5' 1/4"	19-1/2"	24' 2"
eco-ATC-698A	496	(2) 10	98,900	32,500	41,100	14,380	688	94	(2) 5	1140	660	(2) 10"	37,540	13' 2-3/4"	8' 2-1/2"	5' 1/4"	34-1/2"	24' 2"
eco-ATC-768A	545	(2) 15	113,000	32,760	41,360	14,510	688	94	(2) 5	1140	660	(2) 10"	37,800	13' 2-3/4"	8' 2-1/2"	5' 1/4"	34-1/2"	24' 2"
eco-ATC-782A	555	(2) 15	109,500	37,240	46,080	16,750	819	112	(2) 5	1140	660	(2) 10"	42,520	13' 10-1/4"	8' 10"	5' 1/4"	42"	24' 2"
eco-ATC-812A	576	(2) 20	122,400	32,880	41,480	14,570	688	94	(2) 5	1140	660	(2) 10"	37,920	13' 2-3/4"	8' 2-1/2"	5' 1/4"	34-1/2"	24' 2"
eco-ATC-827A	587	(2) 20	118,800	37,360	46,200	16,810	819	112	(2) 5	1140	660	(2) 10"	42,640	13' 10-1/4"	8' 10"	5' 1/4"	42"	24' 2"
eco-ATC-846A	600	(2) 25	130,400	32,940	41,540	14,600	688	94	(2) 5	1140	660	(2) 10"	37,980	13' 2-3/4"	8' 2-1/2"	5' 1/4"	34-1/2"	24' 2"
eco-ATC-862A	612	(2) 25	126,300	37,420	46,260	16,840	819	112	(2) 5	1140	660	(2) 10"	42,700	13' 10-1/4"	8' 10"	5' 1/4"	42"	24' 2"

* Tons at standard conditions: 96.3°F condensing, 20°F suction and 78°F W.B.

** Gallons shown is water in suspension in unit and piping. Allow for additional water in bottom of remote sump to cover pump suction and strainer during operation. (12" would normally be sufficient.)

† Heaviest section is the coil section. **Weights shown are for 1g seismic design.**

*** Refrigerant charge is shown for R-717. Multiply by 1.93 for R-22 and 1.98 for R-134a.

Dimensions are subject to change. Do not use for pre-fabrication. Quantity of coil connections subject to change based on refrigerant and design conditions.

eco-Saver Option: (Low Energy)

Engineering & Dimensions Data

eco-ATC-590A to eco-ATC-1013A

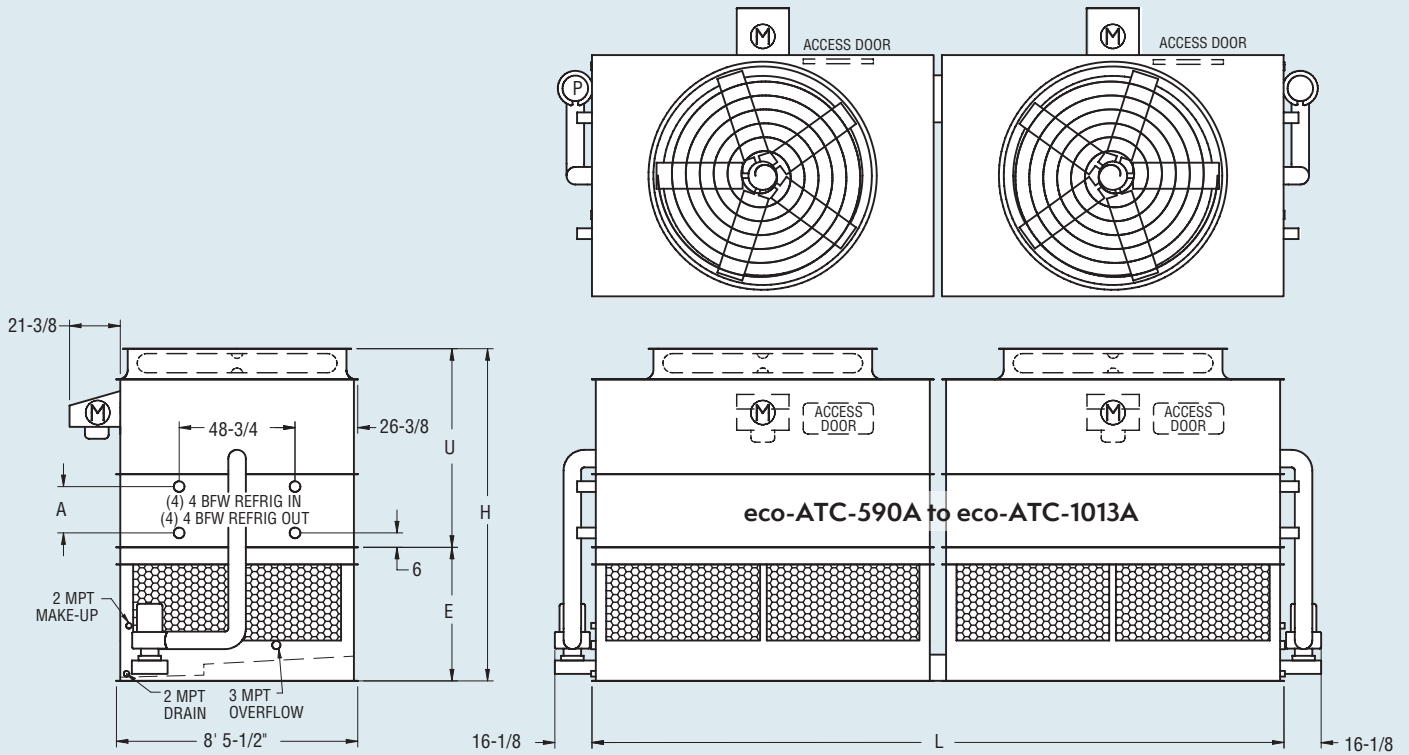


Table 17 Engineering Data

Model No.	R-717 Tons*	Fans		Weights†			Refrigerant Operating Charge lbs.***	Coil Volume ft ³	Spray Pump		Remote Pump		Dimensions					
		HP	CFM	Shipping	Operating	Heaviest Section†			HP	GPM	Gallons Req'd**	Conn. Size	Operating Weight	Height H	Upper U	Lower E	Coil A	Length L
eco-ATC-590A	419	(2) 15	137,700	22,200	31,300	9,020	337	46	(2) 5	1300	760	(2) 10"	27,240	11' 10-1/4"	6' 4"	5' 6-1/4"	12"	28' 2"
eco-ATC-663A	471	(2) 10	118,200	27,000	36,400	11,420	491	67	(2) 5	1300	760	(2) 10"	32,340	12' 5-3/4"	6' 11-1/2"	5' 6-1/4"	19-1/2"	28' 2"
eco-ATC-723A	513	(2) 15	135,400	27,260	36,660	11,550	491	67	(2) 5	1300	760	(2) 10"	32,600	12' 5-3/4"	6' 11-1/2"	5' 6-1/4"	19-1/2"	28' 2"
eco-ATC-749A	532	(2) 10	114,600	32,060	41,740	13,950	645	88	(2) 5	1300	760	(2) 10"	37,680	13' 1-1/4"	7' 7"	5' 6-1/4"	27"	28' 2"
eco-ATC-769A	546	(2) 20	147,500	27,380	36,780	11,610	491	67	(2) 5	1300	760	(2) 10"	32,720	12' 5-3/4"	6' 11-1/2"	5' 6-1/4"	19-1/2"	28' 2"
eco-ATC-793A	563	(2) 10	111,300	37,140	47,120	16,490	800	109	(2) 5	1300	760	(2) 10"	43,060	13' 8-3/4"	8' 2-1/2"	5' 6-1/4"	34-1/2"	28' 2"
eco-ATC-807A	573	(2) 10	107,900	42,340	52,620	19,090	954	130	(2) 5	1300	760	(2) 10"	48,560	14' 4-1/4"	8' 10"	5' 6-1/4"	42"	28' 2"
eco-ATC-817A	580	(2) 15	131,200	32,320	42,000	14,080	645	88	(2) 5	1300	760	(2) 10"	37,940	13' 1-1/4"	7' 7"	5' 6-1/4"	27"	28' 2"
eco-ATC-868A	616	(2) 20	143,400	32,440	42,120	14,140	645	88	(2) 5	1300	760	(2) 10"	38,060	13' 1-1/4"	7' 7"	5' 6-1/4"	27"	28' 2"
eco-ATC-882A	626	(2) 15	123,500	42,600	52,880	19,220	954	130	(2) 5	1300	760	(2) 10"	48,820	14' 4-1/4"	8' 10"	5' 6-1/4"	42"	28' 2"
eco-ATC-907A	644	(2) 25	152,600	32,500	42,180	14,170	645	88	(2) 5	1300	760	(2) 10"	38,120	13' 1-1/4"	7' 7"	5' 6-1/4"	27"	28' 2"
eco-ATC-921A	654	(2) 20	139,000	37,520	47,500	16,680	800	109	(2) 5	1300	760	(2) 10"	43,440	13' 8-3/4"	8' 2-1/2"	5' 6-1/4"	34-1/2"	28' 2"
eco-ATC-938A	666	(2) 20	134,600	42,720	53,000	19,280	954	130	(2) 5	1300	760	(2) 10"	48,940	14' 4-1/4"	8' 10"	5' 6-1/4"	42"	28' 2"
eco-ATC-960A	681	(2) 25	148,000	37,580	47,560	16,710	800	109	(2) 5	1300	760	(2) 10"	43,500	13' 8-3/4"	8' 2-1/2"	5' 6-1/4"	34-1/2"	28' 2"
eco-ATC-978A	694	(2) 25	143,400	42,780	53,060	19,310	954	130	(2) 5	1300	760	(2) 10"	49,000	14' 4-1/4"	8' 10"	5' 6-1/4"	42"	28' 2"
eco-ATC-1013A	719	(2) 30	150,900	42,880	53,160	19,360	954	130	(2) 5	1300	760	(2) 10"	49,100	14' 4-1/4"	8' 10"	5' 6-1/4"	42"	28' 2"

* Tons at standard conditions: 96.3°F condensing, 20°F suction and 78°F W.B.

** Gallons shown is water in suspension in unit and piping. Allow for additional water in bottom of remote sump to cover pump suction and strainer during operation. (12" would normally be sufficient.)

† Heaviest section is the coil section. **Weights shown are for 1g seismic design.**

*** Refrigerant charge is shown for R-717. Multiply by 1.93 for R-22 and 1.98 for R-134a.

Dimensions are subject to change. Do not use for pre-fabrication. Quantity of coil connections subject to change based on refrigerant and design conditions.

eco-Saver Option: (Low Energy)

Engineering & Dimensions Data

eco-ATC-441A to eco-ATC-857A

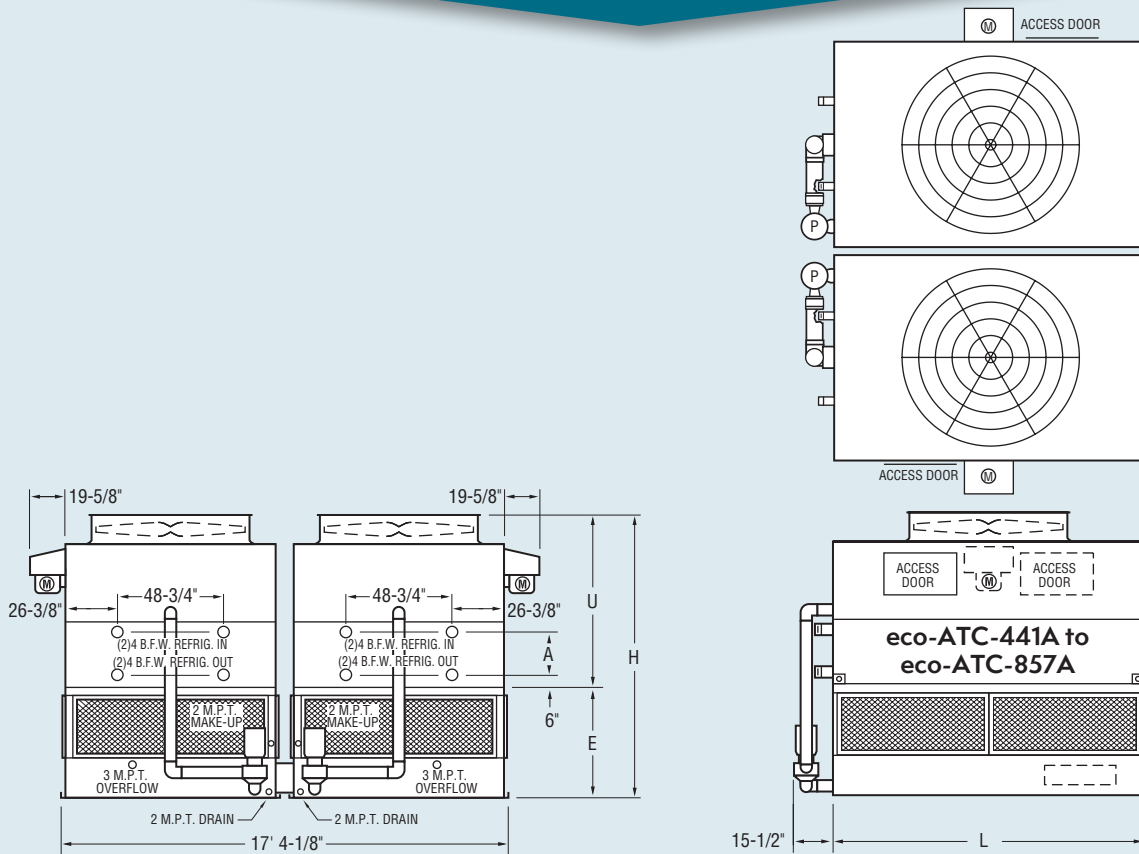


Table 18 Engineering Data

Model No.	R-717 Tons*	Fans		Weights†			Refrigerant Operating Charge lbs.***	Coil Volume ft ³	Spray Pump		Remote Pump			Dimensions				
		HP	CFM	Shipping	Operating	Heaviest Section†			HP	GPM	Gallons Req'd**	Conn. Size	Operating Weight	Height H	Upper U	Lower E	Coil A	Length L
eco-ATC-441A	313	(2) 7.5	95,900	19,420	27,260	7,840	292	40	(2) 5	1140	660	(2) 10"	23,700	11' 4-1/4"	6' 4"	5' 1/4"	12"	11' 11-3/4"
eco-ATC-473A	336	(2) 10	105,600	19,440	27,280	7,850	292	40	(2) 5	1140	660	(2) 10"	23,720	11' 4-1/4"	6' 4"	5' 1/4"	12"	11' 11-3/4"
eco-ATC-542A	385	(2) 7.5	95,000	23,760	31,840	10,010	424	58	(2) 5	1140	660	(2) 10"	28,280	11' 11-3/4"	6' 11-1/2"	5' 1/4"	19-1/2"	11' 11-3/4"
eco-ATC-550A	391	(2) 20	133,000	19,820	27,660	8,040	292	40	(2) 5	1140	660	(2) 10"	24,100	11' 4-1/4"	6' 4"	5' 1/4"	12"	11' 11-3/4"
eco-ATC-580A	412	(2) 10	104,500	23,780	31,860	10,020	424	58	(2) 5	1140	660	(2) 10"	28,300	11' 11-3/4"	6' 11-1/2"	5' 1/4"	19-1/2"	11' 11-3/4"
eco-ATC-608A	432	(2) 7.5	92,200	28,140	36,480	12,200	556	76	(2) 5	1140	660	(2) 10"	32,920	12' 7-1/4"	7' 7"	5' 1/4"	27"	11' 11-3/4"
eco-ATC-638A	453	(2) 15	119,400	24,040	32,120	10,150	424	58	(2) 5	1140	660	(2) 10"	28,560	11' 11-3/4"	6' 11-1/2"	5' 1/4"	19-1/2"	11' 11-3/4"
eco-ATC-649A	461	(2) 7.5	89,400	32,480	41,080	14,370	688	94	(2) 5	1140	660	(2) 10"	37,520	13' 2-3/4"	8' 2-1/2"	5' 1/4"	34-1/2"	11' 11-3/4"
eco-ATC-653A	464	(2) 10	101,500	28,160	36,500	12,210	556	76	(2) 5	1140	660	(2) 10"	32,940	12' 7-1/4"	7' 7"	5' 1/4"	27"	11' 11-3/4"
eco-ATC-673A	478	(2) 20	129,400	24,160	32,240	10,210	424	58	(2) 5	1140	660	(2) 10"	28,680	11' 11-3/4"	6' 11-1/2"	5' 1/4"	19-1/2"	11' 11-3/4"
eco-ATC-693A	492	(2) 10	98,400	32,500	41,100	14,380	688	94	(2) 5	1140	660	(2) 10"	37,540	13' 2-3/4"	8' 2-1/2"	5' 1/4"	34-1/2"	11' 11-3/4"
eco-ATC-718A	510	(2) 15	115,900	28,420	36,760	12,340	556	76	(2) 5	1140	660	(2) 10"	33,200	12' 7-1/4"	7' 7"	5' 1/4"	27"	11' 11-3/4"
eco-ATC-756A	537	(2) 20	125,700	28,540	36,880	12,400	556	76	(2) 5	1140	660	(2) 10"	33,320	12' 7-1/4"	7' 7"	5' 1/4"	27"	11' 11-3/4"
eco-ATC-778A	552	(2) 15	109,000	37,240	46,080	16,750	819	112	(2) 5	1140	660	(2) 10"	42,520	13' 10-1/4"	8' 10"	5' 1/4"	42"	11' 11-3/4"
eco-ATC-808A	574	(2) 20	121,800	32,880	41,480	14,570	688	94	(2) 5	1140	660	(2) 10"	37,920	13' 2-3/4"	8' 2-1/2"	5' 1/4"	34-1/2"	11' 11-3/4"
eco-ATC-842A	598	(2) 25	129,800	32,940	41,540	14,600	688	94	(2) 5	1140	660	(2) 10"	37,980	13' 2-3/4"	8' 2-1/2"	5' 1/4"	34-1/2"	11' 11-3/4"
eco-ATC-857A	608	(2) 25	125,700	37,420	46,260	16,840	819	112	(2) 5	1140	660	(2) 10"	42,700	13' 10-1/4"	8' 10"	5' 1/4"	42"	11' 11-3/4"

* Tons at standard conditions: 96.3°F condensing, 20°F suction and 78°F W.B.

** Gallons shown is water in suspension in unit and piping. Allow for additional water in bottom of remote sump to cover pump suction and strainer during operation. (12" would normally be sufficient.)

† Heaviest section is the coil section. **Weights shown are for 1g seismic design.**

*** Refrigerant charge is shown for R-717. Multiply by 1.93 for R-22 and 1.98 for R-134a.

Dimensions are subject to change. Do not use for pre-fabrication. Quantity of coil connections subject to change based on refrigerant and design conditions.

eco-Saver Option: (Low Energy)

Engineering & Dimensions Data

eco-ATC-528A to eco-ATC-988A

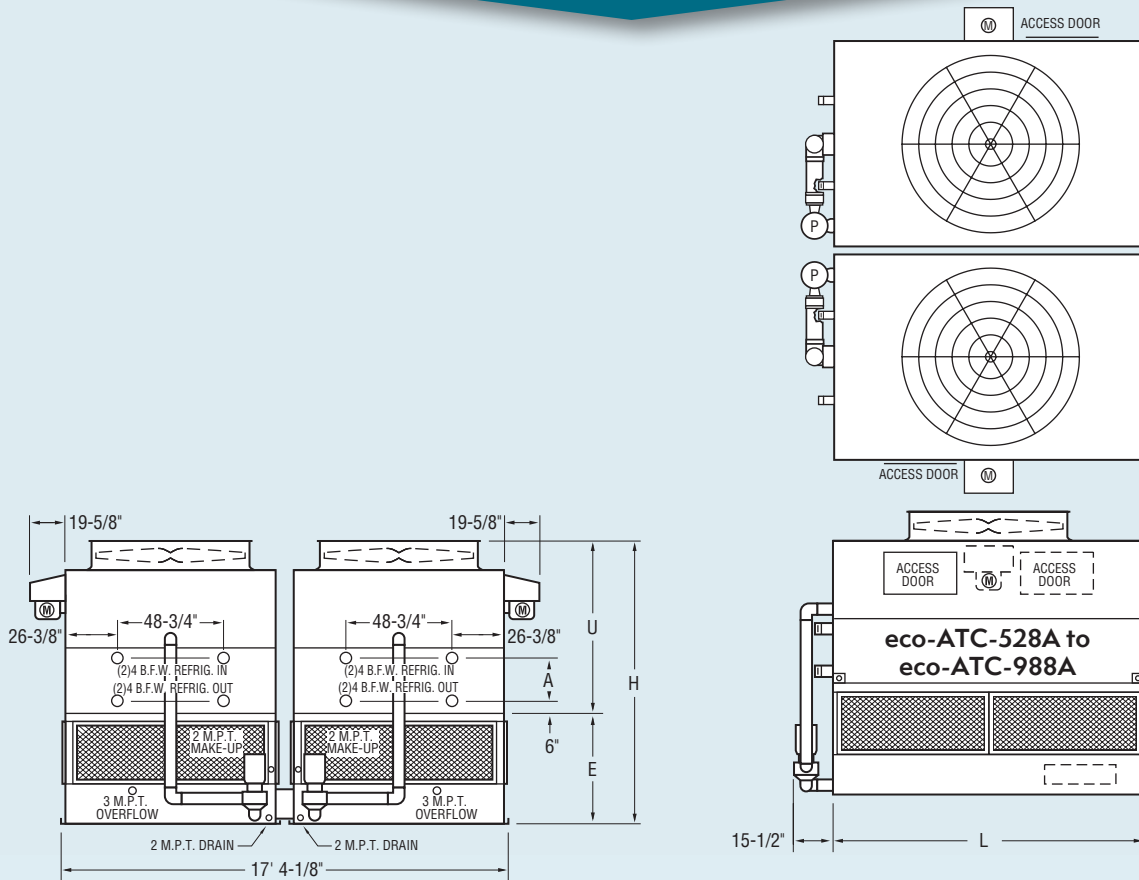


Table 19 Engineering Data

Model No.	R-717 Tons*	Fans		Weights†			Refrigerant Operating Charge lbs.**	Coil Volume ft ³	Spray Pump		Remote Pump			Dimensions				
		HP	CFM	Shipping	Operating	Heaviest Section†			HP	GPM	Gallons Req'd**	Conn. Size	Operating Weight	Height H	Upper U	Lower E	Coil A	Length L
eco-ATC-528A	375	(2) 10	118,000	21,940	31,040	8,890	337	46	(2) 5	1300	760	(2) 10"	26,980	11' 10-1/4"	6' 4"	5' 6-1/4"	12"	13' 11-3/4"
eco-ATC-577A	410	(2) 15	135,000	22,200	31,300	9,020	337	46	(2) 5	1300	760	(2) 10"	27,240	11' 10-1/4"	6' 4"	5' 6-1/4"	12"	13' 11-3/4"
eco-ATC-613A	435	(2) 20	148,600	22,320	31,420	9,080	337	46	(2) 5	1300	760	(2) 10"	27,360	11' 10-1/4"	6' 4"	5' 6-1/4"	12"	13' 11-3/4"
eco-ATC-705A	500	(2) 15	132,700	27,260	36,660	11,550	491	67	(2) 5	1300	760	(2) 10"	32,600	12' 5-3/4"	6' 11-1/2"	5' 6-1/4"	19-1/2"	13' 11-3/4"
eco-ATC-730A	518	(2) 10	112,400	32,060	41,740	13,950	645	88	(2) 5	1300	760	(2) 10"	37,680	13' 1-1/4"	7' 7"	5' 6-1/4"	27"	13' 11-3/4"
eco-ATC-751A	533	(2) 20	144,600	27,380	36,780	11,610	491	67	(2) 5	1300	760	(2) 10"	32,720	12' 5-3/4"	6' 11-1/2"	5' 6-1/4"	19-1/2"	13' 11-3/4"
eco-ATC-773A	549	(2) 10	109,100	37,140	47,120	16,490	800	109	(2) 5	1300	760	(2) 10"	43,060	13' 8-3/4"	8' 2-1/2"	5' 6-1/4"	34-1/2"	13' 11-3/4"
eco-ATC-797A	566	(2) 15	128,600	32,320	42,000	14,080	645	88	(2) 5	1300	760	(2) 10"	37,940	13' 1-1/4"	7' 7"	5' 6-1/4"	27"	13' 11-3/4"
eco-ATC-848A	602	(2) 20	140,500	32,440	42,120	14,140	645	88	(2) 5	1300	760	(2) 10"	38,060	13' 1-1/4"	7' 7"	5' 6-1/4"	27"	13' 11-3/4"
eco-ATC-860A	610	(2) 15	121,000	42,600	52,880	19,220	954	130	(2) 5	1300	760	(2) 10"	48,820	14' 4-1/4"	8' 10"	5' 6-1/4"	42"	13' 11-3/4"
eco-ATC-883A	627	(2) 25	149,600	32,500	42,180	14,170	645	88	(2) 5	1300	760	(2) 10"	38,120	13' 1-1/4"	7' 7"	5' 6-1/4"	27"	13' 11-3/4"
eco-ATC-898A	637	(2) 20	136,200	37,520	47,500	16,680	800	109	(2) 5	1300	760	(2) 10"	43,440	13' 8-3/4"	8' 2-1/2"	5' 6-1/4"	34-1/2"	13' 11-3/4"
eco-ATC-915A	649	(2) 20	132,000	42,720	53,000	19,280	954	130	(2) 5	1300	760	(2) 10"	48,940	14' 4-1/4"	8' 10"	5' 6-1/4"	42"	13' 11-3/4"
eco-ATC-935A	664	(2) 25	145,000	37,580	47,560	16,710	800	109	(2) 5	1300	760	(2) 10"	43,500	13' 8-3/4"	8' 2-1/2"	5' 6-1/4"	34-1/2"	13' 11-3/4"
eco-ATC-954A	677	(2) 25	140,500	42,780	53,060	19,310	954	130	(2) 5	1300	760	(2) 10"	49,000	14' 4-1/4"	8' 10"	5' 6-1/4"	42"	13' 11-3/4"
eco-ATC-988A	701	(2) 30	147,900	42,880	53,160	19,360	954	130	(2) 5	1300	760	(2) 10"	49,100	14' 4-1/4"	8' 10"	5' 6-1/4"	42"	13' 11-3/4"

* Tons at standard conditions: 96.3°F condensing, 20°F suction and 78°F W.B.

** Gallons shown is water in suspension in unit and piping. Allow for additional water in bottom of remote sump to cover pump suction and strainer during operation. (12" would normally be sufficient.)

† Heaviest section is the coil section. **Weights shown are for 1g seismic design.**

*** Refrigerant charge is shown for R-717. Multiply by 1.93 for R-22 and 1.98 for R-134a.

Dimensions are subject to change. Do not use for pre-fabrication. Quantity of coil connections subject to change based on refrigerant and design conditions.

Engineering & Dimensions Data

eco-ATC-300A to eco-ATC-501A

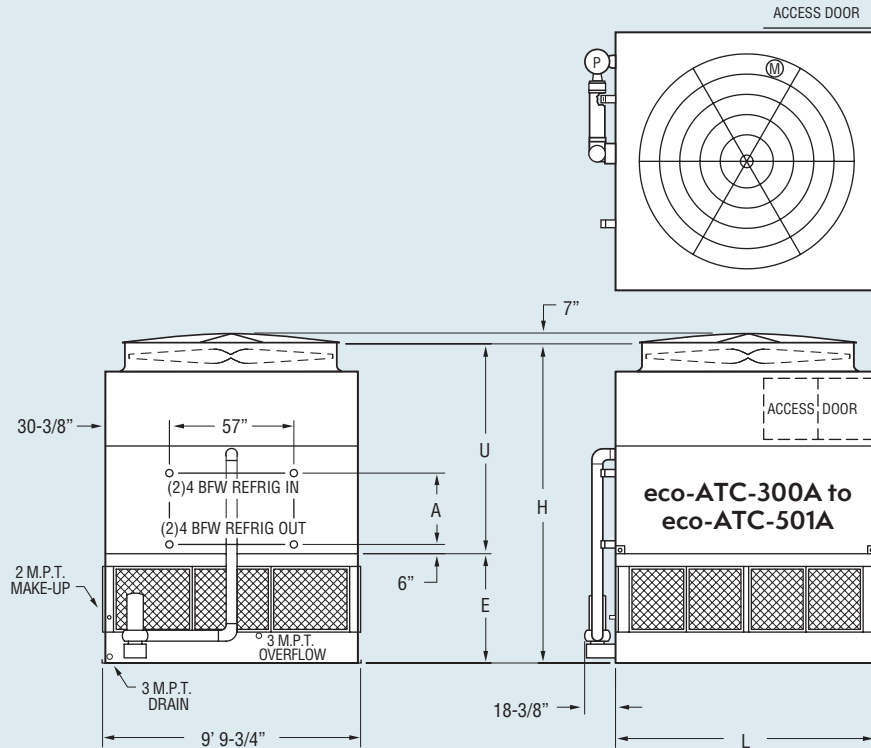


Table 20 Engineering Data

Model No.	R-717 Tons*	Fans		Weights†			Refrigerant Operating Charge lbs.***	Coil Volume ft ³	Spray Pump		Remote Pump			Dimensions				
		HP	CFM	Shipping	Operating	Heaviest Section†			HP	GPM	Gallons Req'd**	Conn. Size	Operating Weight	Height H	Upper U	Lower E	Coil A	Length L
eco-ATC-300A	213	7.5	51,200	12,200	17,920	9,650	171	23	5	685	420	12"	14,350	12' 9-3/8"	7' 7-1/8"	5' 2-1/4"	13 3/4"	11' 11-3/4"
eco-ATC-322A	229	10	56,300	12,210	17,930	9,660	171	23	5	685	420	12"	14,360	12' 9-3/8"	7' 7-1/8"	5' 2-1/4"	13 3/4"	11' 11-3/4"
eco-ATC-353A	251	15	64,500	12,340	18,060	9,790	171	23	5	685	420	12"	14,490	12' 9-3/8"	7' 7-1/8"	5' 2-1/4"	13 3/4"	11' 11-3/4"
eco-ATC-373A	265	20	71,000	12,400	18,120	9,850	171	23	5	685	420	12"	14,550	12' 9-3/8"	7' 7-1/8"	5' 2-1/4"	13 3/4"	11' 11-3/4"
eco-ATC-389A	276	25	76,500	12,430	18,150	9,880	171	23	5	685	420	12"	14,580	12' 9-3/8"	7' 7-1/8"	5' 2-1/4"	13 3/4"	11' 11-3/4"
eco-ATC-398A	283	15	63,600	14,720	20,590	12,170	249	34	5	685	420	12"	17,020	13' 5-7/8"	8' 3-5/8"	5' 2-1/4"	22 1/4"	11' 11-3/4"
eco-ATC-419A	298	20	70,000	14,780	20,650	12,230	249	34	5	685	420	12"	17,080	13' 5-7/8"	8' 3-5/8"	5' 2-1/4"	22 1/4"	11' 11-3/4"
eco-ATC-425A	302	15	61,700	19,790	25,960	17,240	404	55	5	685	420	12"	22,390	14' 10-7/8"	9' 8-5/8"	5' 2-1/4"	39 1/4"	11' 11-3/4"
eco-ATC-436A	310	25	75,400	14,810	20,680	12,260	249	34	5	685	420	12"	17,110	13' 5-7/8"	8' 3-5/8"	5' 2-1/4"	22 1/4"	11' 11-3/4"
eco-ATC-442A	314	20	68,900	17,370	23,390	14,820	326	44	5	685	420	12"	19,820	14' 2-3/8"	9' 1/8"	5' 2-1/4"	30 3/4"	11' 11-3/4"
eco-ATC-452A	321	20	67,900	19,850	26,020	17,300	404	55	5	685	420	12"	22,450	14' 10-7/8"	9' 8-5/8"	5' 2-1/4"	39 1/4"	11' 11-3/4"
eco-ATC-459A	326	25	74,200	17,400	23,420	14,850	326	44	5	685	420	12"	19,850	14' 2-3/8"	9' 1/8"	5' 2-1/4"	30 3/4"	11' 11-3/4"
eco-ATC-469A	333	25	73,100	19,880	26,050	17,330	404	55	5	685	420	12"	22,480	14' 10-7/8"	9' 8-5/8"	5' 2-1/4"	39 1/4"	11' 11-3/4"
eco-ATC-487A	346	30	77,700	19,930	26,100	17,380	404	55	5	685	420	12"	22,530	14' 10-7/8"	9' 8-5/8"	5' 2-1/4"	39 1/4"	11' 11-3/4"
eco-ATC-501A	356	30	76,600	22,560	28,880	20,010	481	66	5	685	420	12"	25,310	15' 7-3/8"	10' 5-1/8"	5' 2-1/4"	47 3/4"	11' 11-3/4"

* Tons at standard conditions: 96.3°F condensing, 20°F suction and 78°F W.B.

** Gallons shown is water in suspension in unit and piping. Allow for additional water in bottom of remote sump to cover pump suction and strainer during operation. (12" would normally be sufficient.)

† Heaviest section is the coil section. **Weights shown are for 1g seismic design.**

*** Refrigerant charge is shown for R-717. Multiply by 1.93 for R-22 and 1.98 for R-134a.

Dimensions are subject to change. Do not use for pre-fabrication. Quantity of coil connections subject to change based on refrigerant and design conditions.

Engineering & Dimensions Data eco-ATC-391A to eco-ATC-694A

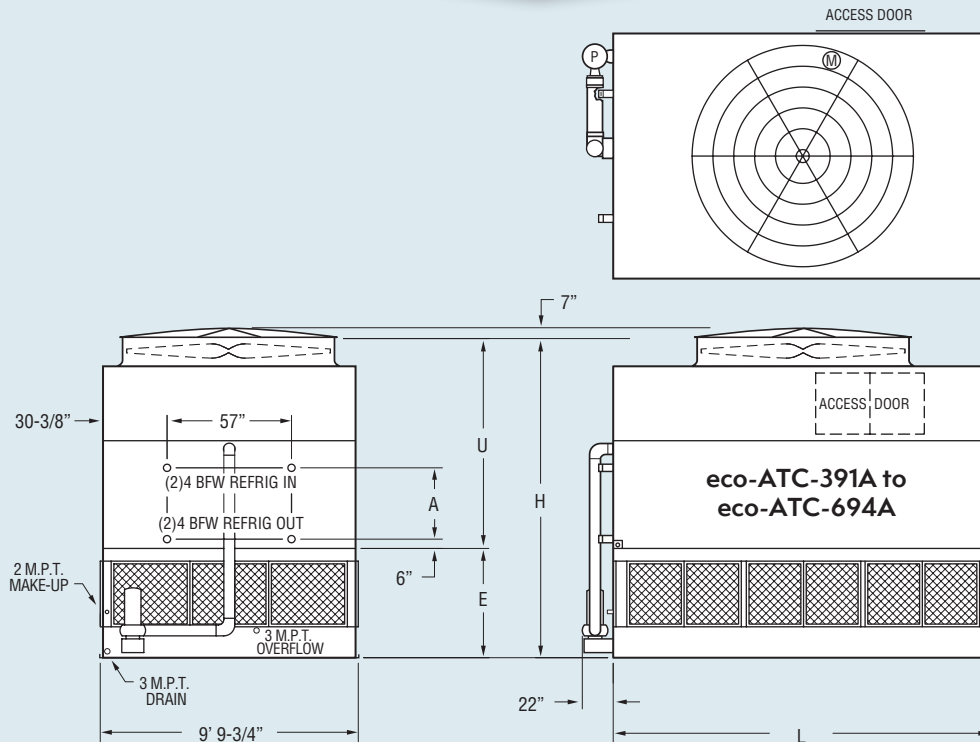


Table 21 Engineering Data

Model No.	R-717 Tons*	Fans		Weights†		Heaviest Section†	Refrigerant Operating Charge lbs.**	Coil Volume ft ³	Spray Pump		Remote Pump			Dimensions				
		HP	CFM	Shipping	Operating				HP	GPM	Gallons Req'd**	Conn. Size	Operating Weight	Height H	Upper U	Lower E	Coil A	Length L
eco-ATC-391A	278	7.5	68,600	17,290	25,930	13,640	250	34	7-1/2	1030	630	12"	20,680	12' 9-3/8"	7' 7-1/8"	5' 2-1/4"	13-3/4"	18' 0"
eco-ATC-439A	312	7.5	67,600	20,910	29,770	17,260	367	50	7-1/2	1030	630	12"	24,520	13' 5-7/8"	8' 3-5/8"	5' 2-1/4"	22-1/4"	18' 0"
eco-ATC-455A	323	7.5	66,600	24,780	33,870	21,130	484	66	7-1/2	1030	630	12"	28,620	14' 2-3/8"	9' 1/8"	5' 2-1/4"	30-3/4"	18' 0"
eco-ATC-468A	332	7.5	65,600	28,550	37,860	24,900	601	82	7-1/2	1030	630	12"	32,610	14' 10-7/8"	9' 8-5/8"	5' 2-1/4"	39-1/4"	18' 0"
eco-ATC-482A	342	7.5	64,600	32,480	42,010	28,830	718	98	7-1/2	1030	630	12"	36,760	15' 7-3/8"	10' 5-1/8"	5' 2-1/4"	47-3/4"	18' 0"
eco-ATC-493A	350	20	95,100	17,490	26,130	13,840	250	34	7-1/2	1030	630	12"	20,880	12' 9-3/8"	7' 7-1/8"	5' 2-1/4"	13-3/4"	18' 0"
eco-ATC-498A	354	10	72,200	28,560	37,870	24,910	601	82	7-1/2	1030	630	12"	32,620	14' 10-7/8"	9' 8-5/8"	5' 2-1/4"	39-1/4"	18' 0"
eco-ATC-520A	369	25	102,400	17,520	26,160	13,870	250	34	7-1/2	1030	630	12"	20,910	12' 9-3/8"	7' 7-1/8"	5' 2-1/4"	13-3/4"	18' 0"
eco-ATC-540A	383	30	108,800	17,570	26,210	13,920	250	34	7-1/2	1030	630	12"	20,960	12' 9-3/8"	7' 7-1/8"	5' 2-1/4"	13-3/4"	18' 0"
eco-ATC-553A	393	20	93,700	21,110	29,970	17,460	367	50	7-1/2	1030	630	12"	24,720	13' 5-7/8"	8' 3-5/8"	5' 2-1/4"	22-1/4"	18' 0"
eco-ATC-578A	410	20	92,300	24,980	34,070	21,330	484	66	7-1/2	1030	630	12"	28,820	14' 2-3/8"	9' 1/8"	5' 2-1/4"	30-3/4"	18' 0"
eco-ATC-584A	415	25	100,900	21,140	30,000	17,490	367	50	7-1/2	1030	630	12"	24,750	13' 5-7/8"	8' 3-5/8"	5' 2-1/4"	22-1/4"	18' 0"
eco-ATC-599A	425	20	89,600	32,680	42,210	29,030	718	98	7-1/2	1030	630	12"	36,960	15' 7-3/8"	10' 5-1/8"	5' 2-1/4"	47-3/4"	18' 0"
eco-ATC-606A	430	30	107,200	21,190	30,050	17,540	367	50	7-1/2	1030	630	12"	24,800	13' 5-7/8"	8' 3-5/8"	5' 2-1/4"	22-1/4"	18' 0"
eco-ATC-611A	434	25	98,000	28,780	38,090	25,130	601	82	7-1/2	1030	630	12"	32,840	14' 10-7/8"	9' 8-5/8"	5' 2-1/4"	39-1/4"	18' 0"
eco-ATC-630A	447	30	105,700	25,060	34,150	21,410	484	66	7-1/2	1030	630	12"	28,900	14' 2-3/8"	9' 1/8"	5' 2-1/4"	30-3/4"	18' 0"
eco-ATC-655A	465	30	102,600	32,760	42,290	29,110	718	98	7-1/2	1030	630	12"	37,040	15' 7-3/8"	10' 5-1/8"	5' 2-1/4"	47-3/4"	18' 0"
eco-ATC-667A	474	40	116,300	25,220	34,310	21,570	484	66	7-1/2	1030	630	12"	29,060	14' 2-3/8"	9' 1/8"	5' 2-1/4"	30-3/4"	18' 0"
eco-ATC-694A	493	40	112,900	32,920	42,450	29,270	718	98	7-1/2	1030	630	12"	37,200	15' 7-3/8"	10' 5-1/8"	5' 2-1/4"	47-3/4"	18' 0"

* Tons at standard conditions: 96.3°F condensing, 20°F suction and 78°F W.B.

** Gallons shown is water in suspension in unit and piping. Allow for additional water in bottom of remote sump to cover pump suction and strainer during operation. (12" would normally be sufficient.)

† Heaviest section is the coil section. **Weights shown are for 1g seismic design.**

*** Refrigerant charge is shown for R-717. Multiply by 1.93 for R-22 and 1.98 for R-134a.

Dimensions are subject to change. Do not use for pre-fabrication. Quantity of coil connections subject to change based on refrigerant and design conditions.

eco-Saver Option: (Low Energy)

Engineering & Dimensions Data

eco-ATC-642A to eco-ATC-1002A

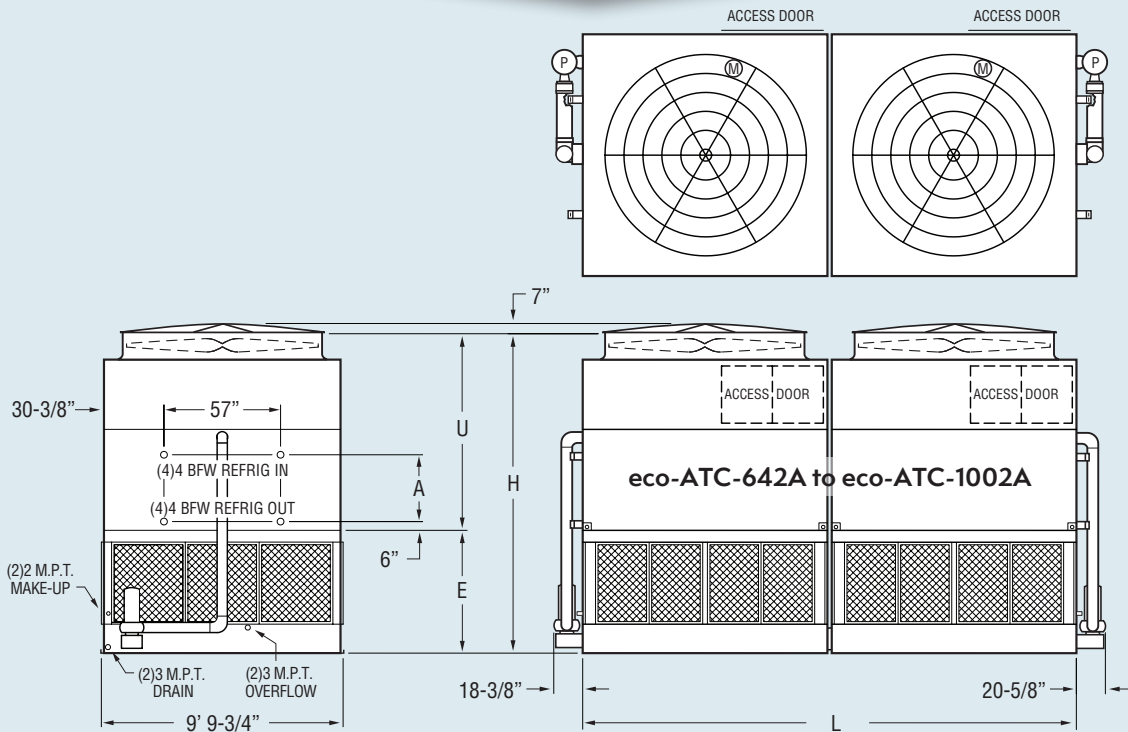


Table 22 Engineering Data

Model No.	R-717 Tons [*]	Fans		Weights [†]		Heaviest Section [†]	Refrigerant Operating Charge lbs. ^{***}	Coil Volume ft ³	Spray Pump		Remote Pump		Dimensions					
		HP	CFM	Shipping	Operating				HP	GPM	Gallons Req'd ^{**}	Conn. Size	Operating Weight	Height H	Upper U	Lower E	Coil A	Length L
eco-ATC-642A	456	(2) 10	112,700	24,420	35,860	9,660	342	47	(2) 5	1370	840	(2) 12"	28,720	13' 9-3/8"	7' 7-1/8"	6' 2-1/4"	13-3/4"	24' 2"
eco-ATC-675A	479	(2) 7.5	100,900	29,160	40,900	12,030	497	68	(2) 5	1370	840	(2) 12"	33,760	14' 5-7/8"	8' 3-5/8"	6' 2-1/4"	22-1/4"	24' 2"
eco-ATC-706A	501	(2) 15	129,000	24,680	36,120	9,790	342	47	(2) 5	1370	840	(2) 12"	28,980	13' 9-3/8"	7' 7-1/8"	6' 2-1/4"	13-3/4"	24' 2"
eco-ATC-722A	513	(2) 10	111,000	29,180	40,920	12,040	497	68	(2) 5	1370	840	(2) 12"	33,780	14' 5-7/8"	8' 3-5/8"	6' 2-1/4"	22-1/4"	24' 2"
eco-ATC-734A	521	(2) 7.5	97,900	39,300	51,640	17,100	807	110	(2) 5	1370	840	(2) 12"	44,500	15' 10-7/8"	9' 8-5/8"	6' 2-1/4"	39-1/4"	24' 2"
eco-ATC-747A	530	(2) 20	142,000	24,800	36,240	9,850	342	47	(2) 5	1370	840	(2) 12"	29,100	13' 9-3/8"	7' 7-1/8"	6' 2-1/4"	13-3/4"	24' 2"
eco-ATC-759A	539	(2) 10	109,400	34,360	46,400	14,630	652	89	(2) 5	1370	840	(2) 12"	39,260	15' 2-3/8"	9' 1/8"	6' 2-1/4"	30-3/4"	24' 2"
eco-ATC-777A	552	(2) 25	152,900	24,860	36,300	9,880	342	47	(2) 5	1370	840	(2) 12"	29,160	13' 9-3/8"	7' 7-1/8"	6' 2-1/4"	13-3/4"	24' 2"
eco-ATC-781A	554	(2) 10	107,800	39,320	51,660	17,110	807	110	(2) 5	1370	840	(2) 12"	44,520	15' 10-7/8"	9' 8-5/8"	6' 2-1/4"	39-1/4"	24' 2"
eco-ATC-792A	562	(2) 15	127,100	29,440	41,180	12,170	497	68	(2) 5	1370	840	(2) 12"	34,040	14' 5-7/8"	8' 3-5/8"	6' 2-1/4"	22-1/4"	24' 2"
eco-ATC-803A	570	(2) 10	106,200	44,580	57,220	19,740	962	131	(2) 5	1370	840	(2) 12"	50,080	16' 7-3/8"	10' 5-1/8"	6' 2-1/4"	47-3/4"	24' 2"
eco-ATC-839A	596	(2) 20	139,900	29,560	41,300	12,230	497	68	(2) 5	1370	840	(2) 12"	34,160	14' 5-7/8"	8' 3-5/8"	6' 2-1/4"	22-1/4"	24' 2"
eco-ATC-851A	604	(2) 15	123,400	39,580	51,920	17,240	807	110	(2) 5	1370	840	(2) 12"	44,780	15' 10-7/8"	9' 8-5/8"	6' 2-1/4"	39-1/4"	24' 2"
eco-ATC-873A	620	(2) 25	150,700	29,620	41,360	12,260	497	68	(2) 5	1370	840	(2) 12"	34,220	14' 5-7/8"	8' 3-5/8"	6' 2-1/4"	22-1/4"	24' 2"
eco-ATC-885A	628	(2) 20	137,800	34,740	46,780	14,820	652	89	(2) 5	1370	840	(2) 12"	39,640	15' 2-3/8"	9' 1/8"	6' 2-1/4"	30-3/4"	24' 2"
eco-ATC-901A	640	(2) 20	135,800	39,700	52,040	17,300	807	110	(2) 5	1370	840	(2) 12"	44,900	15' 10-7/8"	9' 8-5/8"	6' 2-1/4"	39-1/4"	24' 2"
eco-ATC-918A	652	(2) 25	148,500	34,800	46,840	14,850	652	89	(2) 5	1370	840	(2) 12"	39,700	15' 2-3/8"	9' 1/8"	6' 2-1/4"	30-3/4"	24' 2"
eco-ATC-928A	659	(2) 20	133,800	44,960	57,600	19,930	962	131	(2) 5	1370	840	(2) 12"	50,460	16' 7-3/8"	10' 5-1/8"	6' 2-1/4"	47-3/4"	24' 2"
eco-ATC-941A	668	(2) 25	146,300	39,760	52,100	17,330	807	110	(2) 5	1370	840	(2) 12"	44,960	15' 10-7/8"	9' 8-5/8"	6' 2-1/4"	39-1/4"	24' 2"
eco-ATC-969A	688	(2) 25	144,100	45,020	57,660	19,960	962	131	(2) 5	1370	840	(2) 12"	50,520	16' 7-3/8"	10' 5-1/8"	6' 2-1/4"	47-3/4"	24' 2"
eco-ATC-973A	691	(2) 30	155,500	39,860	52,200	17,380	807	110	(2) 5	1370	840	(2) 12"	45,060	15' 10-7/8"	9' 8-5/8"	6' 2-1/4"	39-1/4"	24' 2"
eco-ATC-1002A	711	(2) 30	153,200	45,120	57,760	20,010	962	131	(2) 5	1370	840	(2) 12"	50,620	16' 7-3/8"	10' 5-1/8"	6' 2-1/4"	47-3/4"	24' 2"

* Tons at standard conditions: 96.3°F condensing, 20°F suction and 78°F W.B.

** Gallons shown is water in suspension in unit and piping. Allow for additional water in bottom of remote sump to cover pump suction and strainer during operation. (12" would normally be sufficient.)

† Heaviest section is the coil section. **Weights shown are for 1g seismic design.**

*** Refrigerant charge is shown for R-717. Multiply by 1.93 for R-22 and 1.98 for R-134a.

Dimensions are subject to change. Do not use for pre-fabrication. Quantity of coil connections subject to change based on refrigerant and design conditions.

Engineering & Dimensions Data

eco-ATC-879A to eco-ATC-1388A

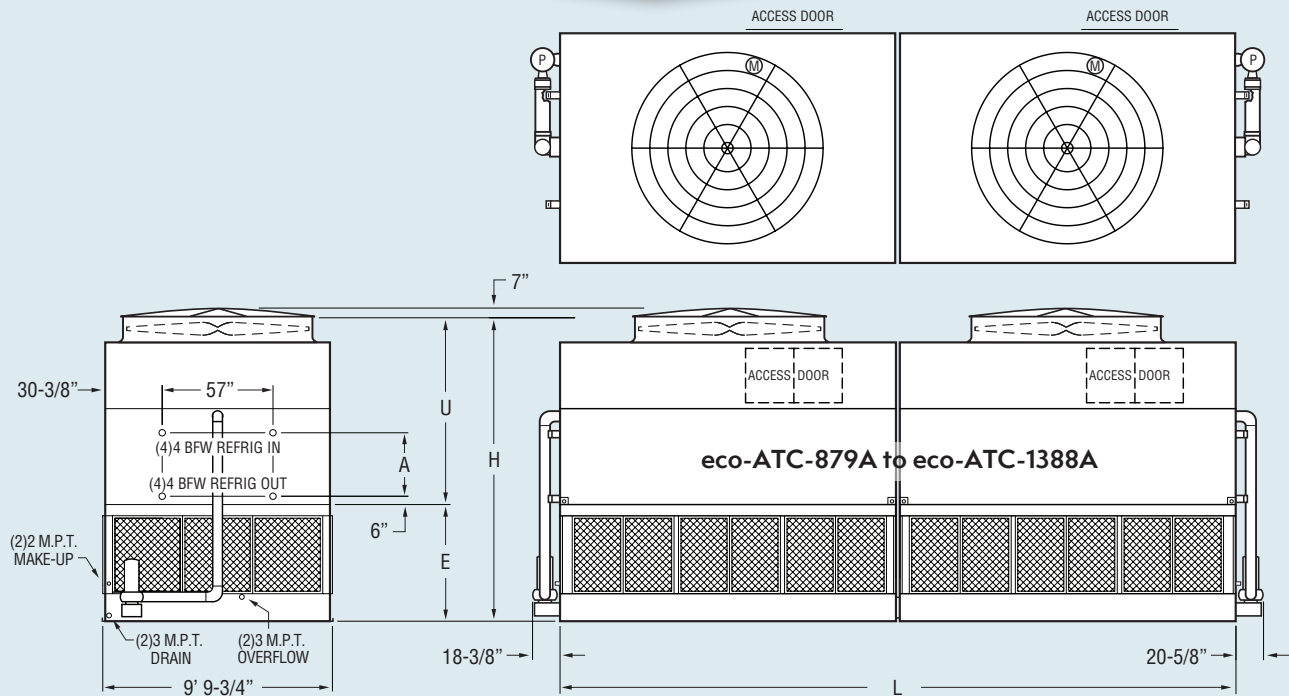


Table 23 Engineering Data

Model No.	R-717 Tons*	Fans		Weights†			Refrigerant Operating Charge lbs.***	Coil Volume ft ³	Spray Pump		Remote Pump		Dimensions					
		HP	CFM	Shipping	Operating	Heaviest Section†			HP	GPM	Gallons Req'd**	Conn. Size	Operating Weight	Height H	Upper U	Lower E	Coil A	Length L
eco-ATC-879A	624	(2) 7.5	135,100	41,820	59,540	17,260	734	100	(2) 7.5	2060	1260	(2) 12"	49,040	14' 5-7/8"	8' 3-5/8"	6' 2-1/4"	22-1/4"	36' 2-1/2"
eco-ATC-919A	652	(2) 15	172,800	34,860	52,140	13,780	500	68	(2) 7.5	2060	1260	(2) 12"	41,640	13' 9-3/8"	7' 7-1/8"	6' 2-1/4"	13-3/4"	36' 2-1/2"
eco-ATC-964A	684	(2) 7.5	129,200	64,960	84,020	28,830	1437	196	(2) 7.5	2060	1260	(2) 12"	73,520	16' 7-3/8"	10' 5-1/8"	6' 2-1/4"	47-3/4"	36' 2-1/2"
eco-ATC-975A	692	(2) 10	146,500	49,580	67,760	21,140	969	132	(2) 7.5	2060	1260	(2) 12"	57,260	15' 2-3/8"	9' 1/8"	6' 2-1/4"	30-3/4"	36' 2-1/2"
eco-ATC-986A	700	(2) 20	190,200	34,980	52,260	13,840	500	68	(2) 7.5	2060	1260	(2) 12"	41,760	13' 9-3/8"	7' 7-1/8"	6' 2-1/4"	13-3/4"	36' 2-1/2"
eco-ATC-995A	706	(2) 10	144,400	57,120	75,740	24,910	1203	164	(2) 7.5	2060	1260	(2) 12"	65,240	15' 10-7/8"	9' 8-5/8"	6' 2-1/4"	39-1/4"	36' 2-1/2"
eco-ATC-1025A	727	(2) 10	142,200	64,980	84,040	28,840	1437	196	(2) 7.5	2060	1260	(2) 12"	73,540	16' 7-3/8"	10' 5-1/8"	6' 2-1/4"	47-3/4"	36' 2-1/2"
eco-ATC-1032A	732	(2) 15	170,200	42,100	59,820	17,400	734	100	(2) 7.5	2060	1260	(2) 12"	49,320	14' 5-7/8"	8' 3-5/8"	6' 2-1/4"	22-1/4"	36' 2-1/2"
eco-ATC-1041A	739	(2) 25	204,800	35,040	52,320	13,870	500	68	(2) 7.5	2060	1260	(2) 12"	41,820	13' 9-3/8"	7' 7-1/8"	6' 2-1/4"	13-3/4"	36' 2-1/2"
eco-ATC-1081A	767	(2) 30	217,700	35,140	52,420	13,920	500	68	(2) 7.5	2060	1260	(2) 12"	41,920	13' 9-3/8"	7' 7-1/8"	6' 2-1/4"	13-3/4"	36' 2-1/2"
eco-ATC-1085A	770	(2) 15	165,300	57,380	76,000	25,040	1203	164	(2) 7.5	2060	1260	(2) 12"	65,500	15' 10-7/8"	9' 8-5/8"	6' 2-1/4"	39-1/4"	36' 2-1/2"
eco-ATC-1108A	786	(2) 20	187,400	42,220	59,940	17,460	734	100	(2) 7.5	2060	1260	(2) 12"	49,440	14' 5-7/8"	8' 3-5/8"	6' 2-1/4"	22-1/4"	36' 2-1/2"
eco-ATC-1118A	793	(2) 15	162,800	65,240	84,300	28,970	1437	196	(2) 7.5	2060	1260	(2) 12"	73,800	16' 7-3/8"	10' 5-1/8"	6' 2-1/4"	47-3/4"	36' 2-1/2"
eco-ATC-1153A	818	(2) 20	184,600	49,960	68,140	21,330	969	132	(2) 7.5	2060	1260	(2) 12"	57,640	15' 2-3/8"	9' 1/8"	6' 2-1/4"	30-3/4"	36' 2-1/2"
eco-ATC-1168A	829	(2) 25	201,800	42,280	60,000	17,490	734	100	(2) 7.5	2060	1260	(2) 12"	49,500	14' 5-7/8"	8' 3-5/8"	6' 2-1/4"	22-1/4"	36' 2-1/2"
eco-ATC-1198A	850	(2) 20	179,200	65,360	84,420	29,030	1437	196	(2) 7.5	2060	1260	(2) 12"	73,920	16' 7-3/8"	10' 5-1/8"	6' 2-1/4"	47-3/4"	36' 2-1/2"
eco-ATC-1212A	860	(2) 30	214,500	42,380	60,100	17,540	734	100	(2) 7.5	2060	1260	(2) 12"	49,600	14' 5-7/8"	8' 3-5/8"	6' 2-1/4"	22-1/4"	36' 2-1/2"
eco-ATC-1258A	893	(2) 30	211,300	50,120	68,300	21,410	969	132	(2) 7.5	2060	1260	(2) 12"	57,800	15' 2-3/8"	9' 1/8"	6' 2-1/4"	30-3/4"	36' 2-1/2"
eco-ATC-1272A	903	(2) 30	208,200	57,660	76,280	25,180	1203	164	(2) 7.5	2060	1260	(2) 12"	65,780	15' 10-7/8"	9' 8-5/8"	6' 2-1/4"	39-1/4"	36' 2-1/2"
eco-ATC-1310A	930	(2) 30	205,100	65,520	84,580	29,110	1437	196	(2) 7.5	2060	1260	(2) 12"	74,080	16' 7-3/8"	10' 5-1/8"	6' 2-1/4"	47-3/4"	36' 2-1/2"
eco-ATC-1334A	947	(2) 40	232,600	50,440	68,620	21,570	969	132	(2) 7.5	2060	1260	(2) 12"	58,120	15' 2-3/8"	9' 1/8"	6' 2-1/4"	30-3/4"	36' 2-1/2"
eco-ATC-1348A	957	(2) 40	229,200	57,980	76,600	25,340	1203	164	(2) 7.5	2060	1260	(2) 12"	66,100	15' 10-7/8"	9' 8-5/8"	6' 2-1/4"	39-1/4"	36' 2-1/2"
eco-ATC-1388A	985	(2) 40	225,800	65,840	84,900	29,270	1437	196	(2) 7.5	2060	1260	(2) 12"	74,400	16' 7-3/8"	10' 5-1/8"	6' 2-1/4"	47-3/4"	36' 2-1/2"

* Tons at standard conditions: 96.3°F condensing, 20°F suction and 78°F W.B.

** Gallons shown is water in suspension in unit and piping. Allow for additional water in bottom of remote sump to cover pump suction and strainer during operation. (12" would normally be sufficient.)

† Heaviest section is the coil section. **Weights shown are for 1g seismic design.**

*** Refrigerant charge is shown for R-717. Multiply by 1.93 for R-22 and 1.98 for R-134a.

Dimensions are subject to change. Do not use for pre-fabrication. Quantity of coil connections subject to change based on refrigerant and design conditions.

Engineering & Dimensions Data

eco-ATC-325A to eco-ATC-632A

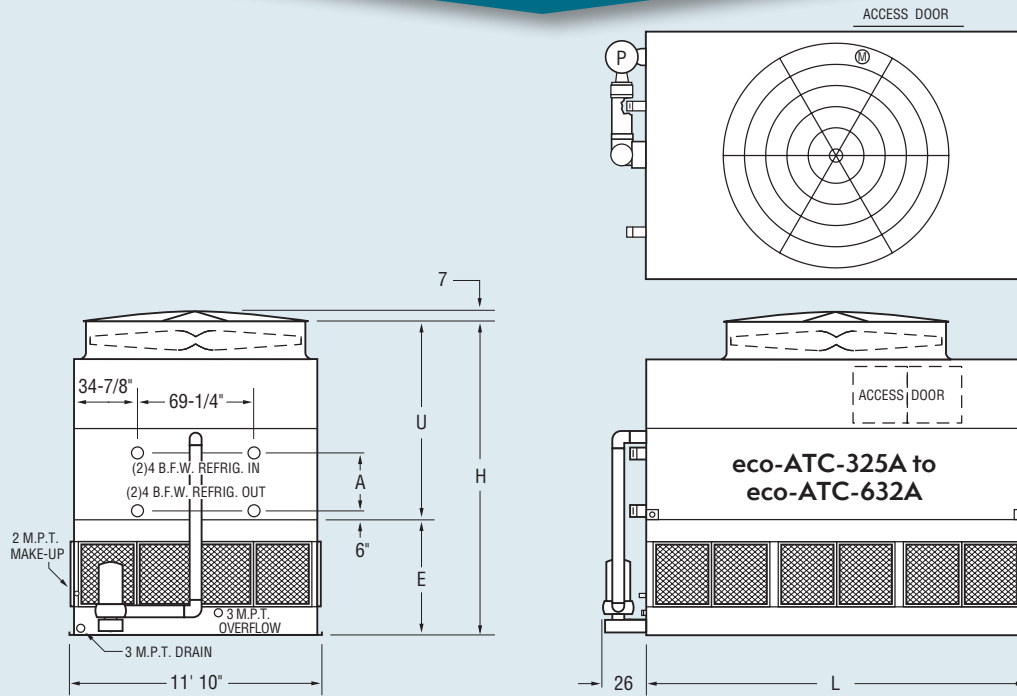


Table 24 Engineering Data

Model No.	R-717 Tons*	Fans		Weights†			Refrigerant Operating Charge lbs.***	Coil Volume ft ³	Spray Pump		Remote Pump			Dimensions				
		HP	CFM	Shipping	Operating	Heaviest Section†			HP	GPM	Gallons Req'd**	Conn. Size	Operating Weight	Height H	Upper U	Lower E	Coil A	Length L
eco-ATC-325A	231	10	67,700	13,760	20,190	11,050	210	29	5	800	490	12"	16,240	12' 9-3/8"	7' 7-1/8"	5' 2-1/4"	13-3/4"	11' 11-3/4"
eco-ATC-355A	252	15	77,500	13,890	20,320	11,180	210	29	5	800	490	12"	16,370	12' 9-3/8"	7' 7-1/8"	5' 2-1/4"	13-3/4"	11' 11-3/4"
eco-ATC-378A	269	20	85,300	13,950	20,380	11,240	210	29	5	800	490	12"	16,430	12' 9-3/8"	7' 7-1/8"	5' 2-1/4"	13-3/4"	11' 11-3/4"
eco-ATC-393A	279	25	91,800	13,980	20,410	11,270	210	29	5	800	490	12"	16,460	12' 9-3/8"	7' 7-1/8"	5' 2-1/4"	13-3/4"	11' 11-3/4"
eco-ATC-399A	283	10	66,400	16,820	23,430	14,110	306	42	5	800	490	12"	19,480	13' 5-7/8"	8' 3-5/8"	5' 2-1/4"	22-1/4"	11' 11-3/4"
eco-ATC-435A	309	15	76,000	16,950	23,560	14,240	306	42	5	800	490	12"	19,610	13' 5-7/8"	8' 3-5/8"	5' 2-1/4"	22-1/4"	11' 11-3/4"
eco-ATC-448A	318	10	64,500	20,010	26,810	17,300	401	55	5	800	490	12"	22,860	14' 2-3/8"	9' 1/8"	5' 2-1/4"	30-3/4"	11' 11-3/4"
eco-ATC-463A	329	20	83,700	17,010	23,620	14,300	306	42	5	800	490	12"	19,670	13' 5-7/8"	8' 3-5/8"	5' 2-1/4"	22-1/4"	11' 11-3/4"
eco-ATC-475A	337	10	62,600	23,040	30,020	20,330	497	68	5	800	490	12"	26,070	14' 10-7/8"	9' 8-5/8"	5' 2-1/4"	39-1/4"	11' 11-3/4"
eco-ATC-481A	342	25	89,200	17,040	23,650	14,330	306	42	5	800	490	12"	19,700	13' 5-7/8"	8' 3-5/8"	5' 2-1/4"	22-1/4"	11' 11-3/4"
eco-ATC-490A	348	15	73,800	20,140	26,940	17,430	401	55	5	800	490	12"	22,990	14' 2-3/8"	9' 1/8"	5' 2-1/4"	30-3/4"	11' 11-3/4"
eco-ATC-522A	371	20	81,200	20,200	27,000	17,490	401	55	5	800	490	12"	23,050	14' 2-3/8"	9' 1/8"	5' 2-1/4"	30-3/4"	11' 11-3/4"
eco-ATC-531A	377	15	69,500	26,380	33,540	23,670	593	81	5	800	490	12"	29,590	15' 7-3/8"	10' 5-1/8"	5' 2-1/4"	47-3/4"	11' 11-3/4"
eco-ATC-543A	386	25	86,600	20,230	27,030	17,520	401	55	5	800	490	12"	23,080	14' 2-3/8"	9' 1/8"	5' 2-1/4"	30-3/4"	11' 11-3/4"
eco-ATC-558A	396	30	91,100	20,280	27,080	17,570	401	55	5	800	490	12"	23,130	14' 2-3/8"	9' 1/8"	5' 2-1/4"	30-3/4"	11' 11-3/4"
eco-ATC-565A	401	20	76,400	26,440	33,600	23,730	593	81	5	800	490	12"	29,650	15' 7-3/8"	10' 5-1/8"	5' 2-1/4"	47-3/4"	11' 11-3/4"
eco-ATC-573A	407	25	84,000	23,260	30,240	20,550	497	68	5	800	490	12"	26,290	14' 10-7/8"	9' 8-5/8"	5' 2-1/4"	39-1/4"	11' 11-3/4"
eco-ATC-588A	418	25	81,400	26,470	33,630	23,760	593	81	5	800	490	12"	29,680	15' 7-3/8"	10' 5-1/8"	5' 2-1/4"	47-3/4"	11' 11-3/4"
eco-ATC-593A	421	30	88,500	23,310	30,290	20,600	497	68	5	800	490	12"	26,340	14' 10-7/8"	9' 8-5/8"	5' 2-1/4"	39-1/4"	11' 11-3/4"
eco-ATC-605A	430	30	85,700	26,520	33,680	23,810	593	81	5	800	490	12"	29,730	15' 7-3/8"	10' 5-1/8"	5' 2-1/4"	47-3/4"	11' 11-3/4"
eco-ATC-632A	449	40	92,900	26,680	33,840	23,970	593	81	5	800	490	12"	29,890	15' 7-3/8"	10' 5-1/8"	5' 2-1/4"	47-3/4"	11' 11-3/4"

* Tons at standard conditions: 96.3°F condensing, 20°F suction and 78°F W.B.

** Gallons shown is water in suspension in unit and piping. Allow for additional water in bottom of remote sump to cover pump suction and strainer during operation. (12" would normally be sufficient.)

† Heaviest section is the coil section. **Weights shown are for 1g seismic design.**

*** Refrigerant charge is shown for R-717. Multiply by 1.93 for R-22 and 1.98 for R-134a.

Dimensions are subject to change. Do not use for pre-fabrication. Quantity of coil connections subject to change based on refrigerant and design conditions.

eco-Saver Option: (Low Energy)

Engineering & Dimensions Data

eco-ATC-408A to eco-ATC-685A

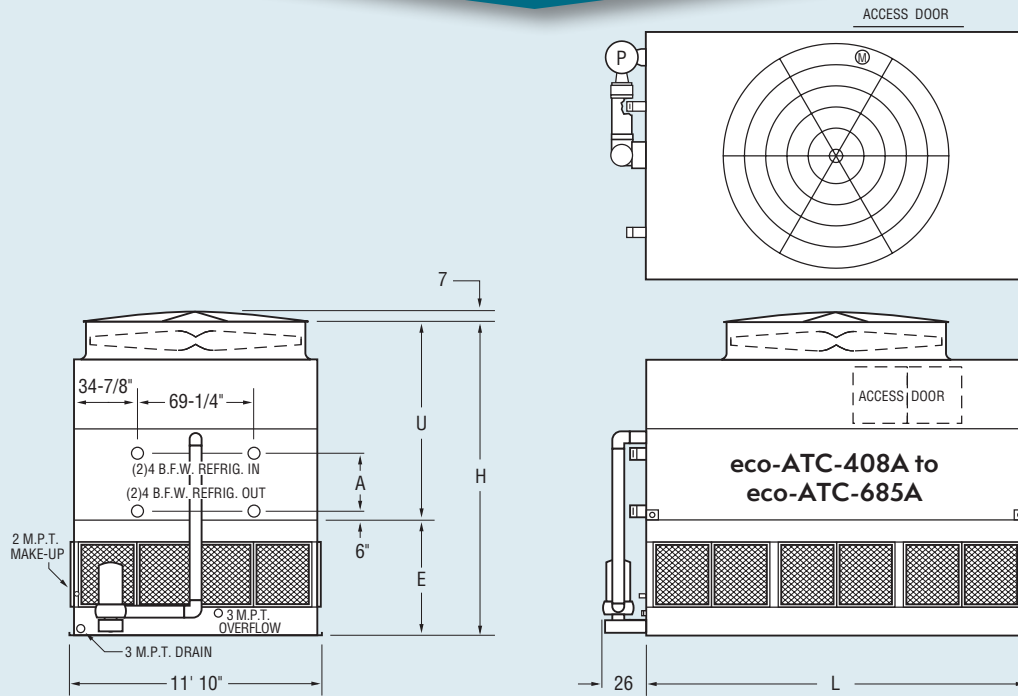


Table 25 Engineering Data

Model No.	R-717 Tons*	Fans		Weights†			Refrigerant Operating Charge lbs.***	Coil Volume ft ³	Spray Pump		Remote Pump			Dimensions				
		HP	CFM	Shipping	Operating	Heaviest Section†			HP	GPM	Gallons Req'd**	Conn. Size	Operating Weight	Height H	Upper U	Lower E	Coil A	Length L
eco-ATC-408A	290	20	94,400	15,660	23,230	12,600	243	33	5	900	570	12"	18,660	13'-3-3/8"	7'-7-1/8"	5'-8-1/4"	13'-3/4"	13'-11-3/4"
eco-ATC-427A	303	25	101,700	15,690	23,260	12,630	243	33	5	900	570	12"	18,690	13'-3-3/8"	7'-7-1/8"	5'-8-1/4"	13'-3/4"	13'-11-3/4"
eco-ATC-440A	313	30	108,000	15,740	23,310	12,680	243	33	5	900	570	12"	18,740	13'-3-3/8"	7'-7-1/8"	5'-8-1/4"	13'-3/4"	13'-11-3/4"
eco-ATC-471A	335	15	84,300	19,260	27,050	16,200	355	48	5	900	570	12"	22,480	13'-11-7/8"	8'-3-5/8"	5'-8-1/4"	22-1/4"	13'-11-3/4"
eco-ATC-500A	355	20	92,800	19,320	27,110	16,260	355	48	5	900	570	12"	22,540	13'-11-7/8"	8'-3-5/8"	5'-8-1/4"	22-1/4"	13'-11-3/4"
eco-ATC-533A	379	15	81,800	22,980	30,980	19,920	466	64	5	900	570	12"	26,410	14'-8-3/8"	9'-1/8"	5'-8-1/4"	30-3/4"	13'-11-3/4"
eco-ATC-539A	383	30	105,000	19,400	27,190	16,340	355	48	5	900	570	12"	22,620	13'-11-7/8"	8'-3-5/8"	5'-8-1/4"	22-1/4"	13'-11-3/4"
eco-ATC-566A	402	20	90,000	23,040	31,040	19,980	466	64	5	900	570	12"	26,470	14'-8-3/8"	9'-1/8"	5'-8-1/4"	30-3/4"	13'-11-3/4"
eco-ATC-591A	420	25	96,800	23,070	31,070	20,010	466	64	5	900	570	12"	26,500	14'-8-3/8"	9'-1/8"	5'-8-1/4"	30-3/4"	13'-11-3/4"
eco-ATC-609A	432	30	101,900	23,120	31,120	20,060	466	64	5	900	570	12"	26,550	14'-8-3/8"	9'-1/8"	5'-8-1/4"	30-3/4"	13'-11-3/4"
eco-ATC-610A	433	20	84,600	30,570	39,000	27,510	690	94	5	900	570	12"	34,430	16'-1-3/8"	10'-5-1/8"	5'-8-1/4"	47-3/4"	13'-11-3/4"
eco-ATC-627A	445	25	94,000	26,560	34,780	23,500	578	79	5	900	570	12"	30,210	15'-4-7/8"	9'-8-5/8"	5'-8-1/4"	39-1/4"	13'-11-3/4"
eco-ATC-637A	452	25	91,100	30,600	39,030	27,540	690	94	5	900	570	12"	34,460	16'-1-3/8"	10'-5-1/8"	5'-8-1/4"	47-3/4"	13'-11-3/4"
eco-ATC-644A	457	30	98,900	26,610	34,830	23,550	578	79	5	900	570	12"	30,260	15'-4-7/8"	9'-8-5/8"	5'-8-1/4"	39-1/4"	13'-11-3/4"
eco-ATC-657A	466	30	95,800	30,650	39,080	27,590	690	94	5	900	570	12"	34,510	16'-1-3/8"	10'-5-1/8"	5'-8-1/4"	47-3/4"	13'-11-3/4"
eco-ATC-672A	477	40	107,200	26,770	34,990	23,710	578	79	5	900	570	12"	30,420	15'-4-7/8"	9'-8-5/8"	5'-8-1/4"	39-1/4"	13'-11-3/4"
eco-ATC-685A	486	40	103,800	30,810	39,240	27,750	690	94	5	900	570	12"	34,670	16'-1-3/8"	10'-5-1/8"	5'-8-1/4"	47-3/4"	13'-11-3/4"

* Tons at standard conditions: 96.3°F condensing, 20°F suction and 78°F W.B.

** Gallons shown is water in suspension in unit and piping. Allow for additional water in bottom of remote sump to cover pump suction and strainer during operation. (12" would normally be sufficient.)

† Heaviest section is the coil section. **Weights shown are for 1g seismic design.**

*** Refrigerant charge is shown for R-717. Multiply by 1.93 for R-22 and 1.98 for R-134a.

Dimensions are subject to change. Do not use for pre-fabrication. Quantity of coil connections subject to change based on refrigerant and design conditions.

Engineering & Dimensions Data

eco-ATC-432A to eco-ATC-923A

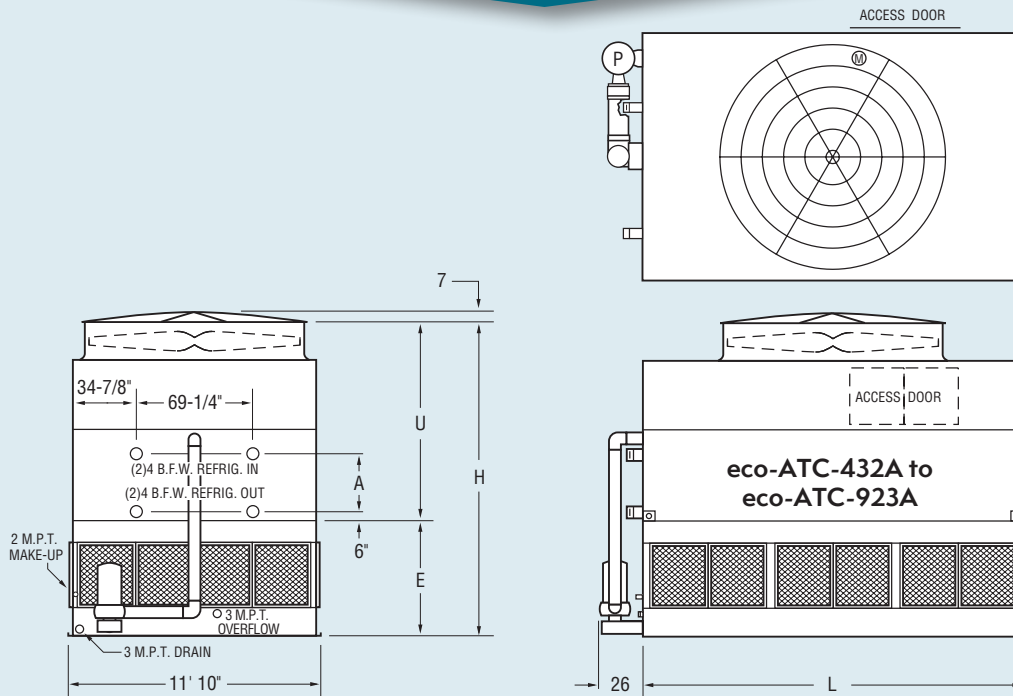


Table 26 Engineering Data

Model No.	R-717 Tons*	Fans		Weights†			Refrigerant Operating Charge lbs.**	Coil Volume ft ³	Spray Pump		Remote Pump			Dimensions				
		HP	CFM	Shipping	Operating	Heaviest Section†			HP	GPM	Gallons Req'd**	Conn. Size	Operating Weight	Height H	Upper U	Lower E	Coil A	Length L
eco-ATC-432A	307	10	92,500	19,530	29,220	15,610	308	42	7-1/2	1200	720	12"	23,350	13' 9-3/8"	7' 7-1/8"	6' 2-1/4"	13-3/4"	18' 0"
eco-ATC-510A	362	20	116,600	19,720	29,410	15,800	308	42	7-1/2	1200	720	12"	23,540	13' 9-3/8"	7' 7-1/8"	6' 2-1/4"	13-3/4"	18' 0"
eco-ATC-530A	376	10	89,900	24,110	34,070	20,190	452	62	7-1/2	1200	720	12"	28,200	14' 5-7/8"	8' 3-5/8"	6' 2-1/4"	22-1/4"	18' 0"
eco-ATC-562A	399	30	133,400	19,800	29,490	15,880	308	42	7-1/2	1200	720	12"	23,620	13' 9-3/8"	7' 7-1/8"	6' 2-1/4"	13-3/4"	18' 0"
eco-ATC-579A	411	10	87,200	28,870	39,110	24,950	597	81	7-1/2	1200	720	12"	33,240	15' 2-3/8"	9' 1/8"	6' 2-1/4"	30-3/4"	18' 0"
eco-ATC-625A	444	20	113,300	24,300	34,260	20,380	452	62	7-1/2	1200	720	12"	28,390	14' 5-7/8"	8' 3-5/8"	6' 2-1/4"	22-1/4"	18' 0"
eco-ATC-633A	449	10	84,600	33,470	43,990	29,550	741	101	7-1/2	1200	720	12"	38,120	15' 10-7/8"	9' 8-5/8"	6' 2-1/4"	39-1/4"	18' 0"
eco-ATC-659A	468	25	122,100	24,330	34,290	20,410	452	62	7-1/2	1200	720	12"	28,420	14' 5-7/8"	8' 3-5/8"	6' 2-1/4"	22-1/4"	18' 0"
eco-ATC-688A	488	30	129,700	24,380	34,340	20,460	452	62	7-1/2	1200	720	12"	28,470	14' 5-7/8"	8' 3-5/8"	6' 2-1/4"	22-1/4"	18' 0"
eco-ATC-700A	497	20	109,900	29,060	39,300	25,140	597	81	7-1/2	1200	720	12"	33,430	15' 2-3/8"	9' 1/8"	6' 2-1/4"	30-3/4"	18' 0"
eco-ATC-708A	503	15	94,000	38,250	49,050	34,330	885	121	7-1/2	1200	720	12"	43,180	16' 7-3/8"	10' 5-1/8"	6' 2-1/4"	47-3/4"	18' 0"
eco-ATC-744A	528	25	118,400	29,090	39,330	25,170	597	81	7-1/2	1200	720	12"	33,460	15' 2-3/8"	9' 1/8"	6' 2-1/4"	30-3/4"	18' 0"
eco-ATC-757A	537	20	103,400	38,310	49,110	34,390	885	121	7-1/2	1200	720	12"	43,240	16' 7-3/8"	10' 5-1/8"	6' 2-1/4"	47-3/4"	18' 0"
eco-ATC-779A	553	30	126,000	29,140	39,380	25,220	597	81	7-1/2	1200	720	12"	33,510	15' 2-3/8"	9' 1/8"	6' 2-1/4"	30-3/4"	18' 0"
eco-ATC-785A	557	25	114,900	33,690	44,210	29,770	741	101	7-1/2	1200	720	12"	38,340	15' 10-7/8"	9' 8-5/8"	6' 2-1/4"	39-1/4"	18' 0"
eco-ATC-799A	567	25	111,400	38,340	49,140	34,420	885	121	7-1/2	1200	720	12"	43,270	16' 7-3/8"	10' 5-1/8"	6' 2-1/4"	47-3/4"	18' 0"
eco-ATC-821A	583	30	122,100	33,740	44,260	29,820	741	101	7-1/2	1200	720	12"	38,390	15' 10-7/8"	9' 8-5/8"	6' 2-1/4"	39-1/4"	18' 0"
eco-ATC-835A	593	30	118,400	38,390	49,190	34,470	885	121	7-1/2	1200	720	12"	43,320	16' 7-3/8"	10' 5-1/8"	6' 2-1/4"	47-3/4"	18' 0"
eco-ATC-869A	617	40	132,600	33,900	44,420	29,980	741	101	7-1/2	1200	720	12"	38,550	15' 10-7/8"	9' 8-5/8"	6' 2-1/4"	39-1/4"	18' 0"
eco-ATC-884A	627	40	128,400	38,550	49,350	34,630	885	121	7-1/2	1200	720	12"	43,480	16' 7-3/8"	10' 5-1/8"	6' 2-1/4"	47-3/4"	18' 0"
eco-ATC-923A	655	50	136,700	38,560	49,360	34,640	885	121	7-1/2	1200	720	12"	43,490	16' 7-3/8"	10' 5-1/8"	6' 2-1/4"	47-3/4"	18' 0"

* Tons at standard conditions: 96.3°F condensing, 20°F suction and 78°F W.B.

** Gallons shown is water in suspension in unit and piping. Allow for additional water in bottom of remote sump to cover pump suction and strainer during operation. (12" would normally be sufficient.)

† Heaviest section is the coil section. **Weights shown are for 1g seismic design.**

*** Refrigerant charge is shown for R-717. Multiply by 1.93 for R-22 and 1.98 for R-134a.

Dimensions are subject to change. Do not use for pre-fabrication. Quantity of coil connections subject to change based on refrigerant and design conditions.

eco-Saver Option: (Low Energy)

Engineering & Dimensions Data

eco-ATC-585A to eco-ATC-1001A

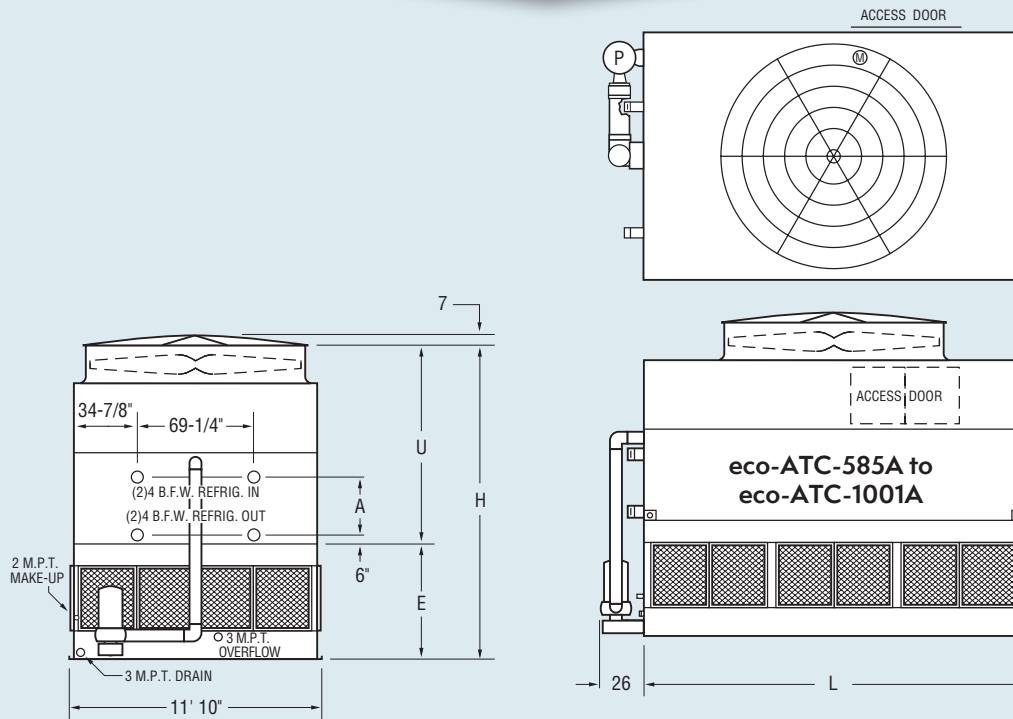


Table 27 Engineering Data

Model No.	R-717 Tons*	Fans		Weights†			Refrigerant Operating Charge lbs.***	Coil Volume ft ³	Spray Pump		Remote Pump			Dimensions				
		HP	CFM	Shipping	Operating	Heaviest Section†			HP	GPM	Gallons Req'd**	Conn. Size	Operating Weight	Height H	Upper U	Lower E	Coil A	Length L
eco-ATC-585A	415	30	142,000	21,730	32,600	17,220	340	46	10	1400	800	14"	25,900	13' 9-3/8"	7' 7-1/8"	6' 2-1/4"	13-3/4"	20' 0"
eco-ATC-623A	442	40	156,300	21,890	32,760	17,380	340	46	10	1400	800	14"	26,060	13' 9-3/8"	7' 7-1/8"	6' 2-1/4"	13-3/4"	20' 0"
eco-ATC-717A	509	30	139,300	26,920	38,100	22,410	501	68	10	1400	800	14"	31,400	14' 5-7/8"	8' 3-5/8"	6' 2-1/4"	22-1/4"	20' 0"
eco-ATC-761A	540	40	151,900	27,080	38,260	22,570	501	68	10	1400	800	14"	31,560	14' 5-7/8"	8' 3-5/8"	6' 2-1/4"	22-1/4"	20' 0"
eco-ATC-780A	554	25	127,200	32,110	43,600	27,600	662	90	10	1400	800	14"	36,900	15' 2-3/8"	9' 1/8"	6' 2-1/4"	30-3/4"	20' 0"
eco-ATC-811A	576	30	135,200	32,160	43,650	27,650	662	90	10	1400	800	14"	36,950	15' 2-3/8"	9' 1/8"	6' 2-1/4"	30-3/4"	20' 0"
eco-ATC-825A	586	25	123,300	37,230	49,020	32,720	822	112	10	1400	800	14"	42,320	15' 10-7/8"	9' 8-5/8"	6' 2-1/4"	39-1/4"	20' 0"
eco-ATC-838A	595	25	119,400	42,880	54,980	38,370	983	134	10	1400	800	14"	48,280	16' 7-3/8"	10' 5-1/8"	6' 2-1/4"	47-3/4"	20' 0"
eco-ATC-858A	609	30	131,100	37,280	49,070	32,770	822	112	10	1400	800	14"	42,370	15' 10-7/8"	9' 8-5/8"	6' 2-1/4"	39-1/4"	20' 0"
eco-ATC-863A	613	40	147,600	32,320	43,810	27,810	662	90	10	1400	800	14"	37,110	15' 2-3/8"	9' 1/8"	6' 2-1/4"	30-3/4"	20' 0"
eco-ATC-913A	648	40	143,200	37,440	49,230	32,930	822	112	10	1400	800	14"	42,530	15' 10-7/8"	9' 8-5/8"	6' 2-1/4"	39-1/4"	20' 0"
eco-ATC-953A	676	50	152,400	37,450	49,240	32,940	822	112	10	1400	800	14"	42,540	15' 10-7/8"	9' 8-5/8"	6' 2-1/4"	39-1/4"	20' 0"
eco-ATC-968A	687	50	147,600	43,100	55,200	38,590	983	134	10	1400	800	14"	48,500	16' 7-3/8"	10' 5-1/8"	6' 2-1/4"	47-3/4"	20' 0"
eco-ATC-1001A	710	60	155,300	43,300	55,400	38,790	983	134	10	1400	800	14"	48,700	16' 7-3/8"	10' 5-1/8"	6' 2-1/4"	47-3/4"	20' 0"

* Tons at standard conditions: 96.3°F condensing, 20°F suction and 78°F W.B.

** Gallons shown is water in suspension in unit and piping. Allow for additional water in bottom of remote sump to cover pump suction and strainer during operation. (12" would normally be sufficient.)

† Heaviest section is the coil section. **Weights shown are for 1g seismic design.**

*** Refrigerant charge is shown for R-717. Multiply by 1.93 for R-22 and 1.98 for R-134a.

Dimensions are subject to change. Do not use for pre-fabrication. Quantity of coil connections subject to change based on refrigerant and design conditions.

Engineering & Dimensions Data

eco-ATC-650A to eco-ATC-1263A

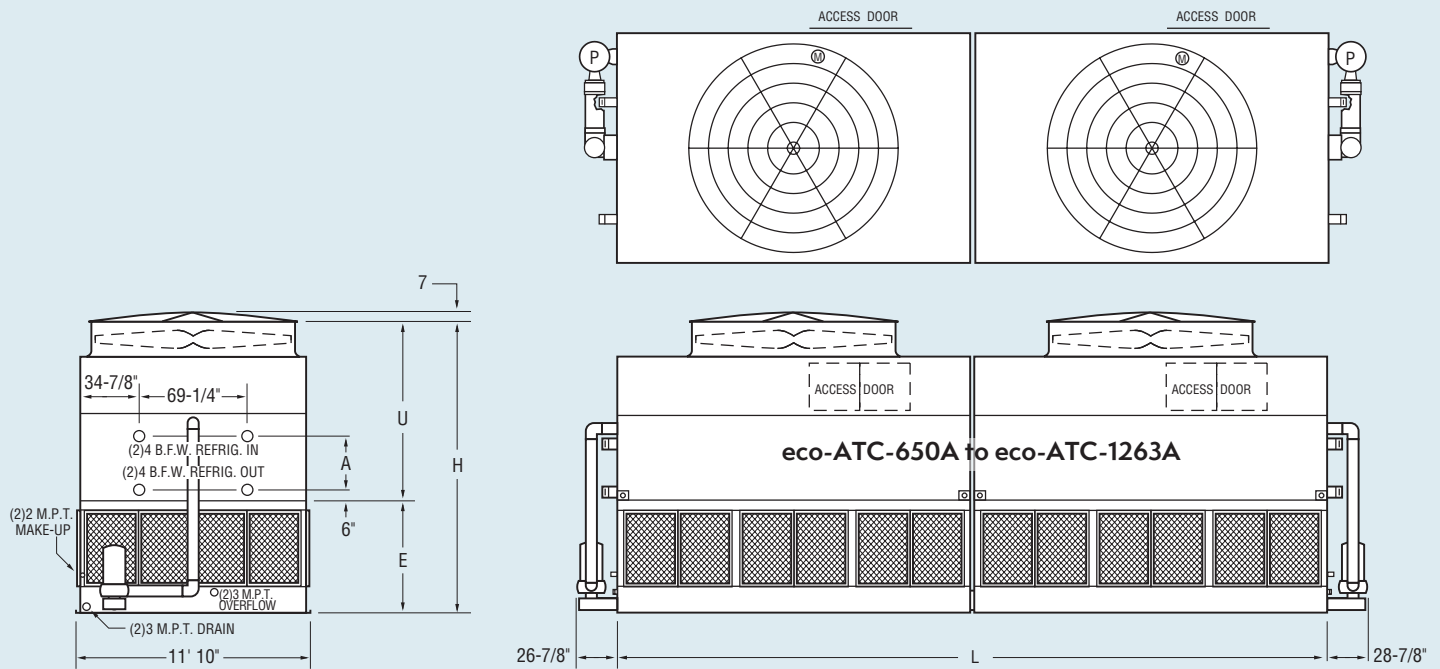


Table 28 Engineering Data

Model No.	R-717 Tons*	Fans		Weights†			Refrigerant Operating Charge lbs.***	Coil Volume ft ³	Spray Pump		Remote Pump			Dimensions				
		HP	CFM	Shipping	Operating	Heaviest Section†			HP	GPM	Gallons Req'd**	Conn. Size	Operating Weight	Height H	Upper U	Lower E	Coil A	Length L
eco-ATC-650A	461	(2) 10	135,300	27,520	40,380	11,050	420	57	(2) 5	1600	980	(2) 12"	32,480	13' 9-3/8"	7' 7-1/8"	6' 2-1/4"	13-3/4"	24' 2"
eco-ATC-709A	503	(2) 15	154,900	27,780	40,640	11,180	420	57	(2) 5	1600	980	(2) 12"	32,740	13' 9-3/8"	7' 7-1/8"	6' 2-1/4"	13-3/4"	24' 2"
eco-ATC-753A	535	(2) 20	170,500	27,900	40,760	11,240	420	57	(2) 5	1600	980	(2) 12"	32,860	13' 9-3/8"	7' 7-1/8"	6' 2-1/4"	13-3/4"	24' 2"
eco-ATC-795A	564	(2) 10	132,800	33,640	46,860	14,110	611	83	(2) 5	1600	980	(2) 12"	38,960	14' 5-7/8"	8' 3-5/8"	6' 2-1/4"	22-1/4"	24' 2"
eco-ATC-870A	618	(2) 15	152,000	33,900	47,120	14,240	611	83	(2) 5	1600	980	(2) 12"	39,220	14' 5-7/8"	8' 3-5/8"	6' 2-1/4"	22-1/4"	24' 2"
eco-ATC-894A	635	(2) 10	129,000	40,020	53,620	17,300	803	109	(2) 5	1600	980	(2) 12"	45,720	15' 2-3/8"	9' 1/8"	6' 2-1/4"	30-3/4"	24' 2"
eco-ATC-925A	657	(2) 20	167,400	34,020	47,240	14,300	611	83	(2) 5	1600	980	(2) 12"	39,340	14' 5-7/8"	8' 3-5/8"	6' 2-1/4"	22-1/4"	24' 2"
eco-ATC-950A	674	(2) 10	125,200	46,080	60,040	20,330	994	135	(2) 5	1600	980	(2) 12"	52,140	15' 10-7/8"	9' 8-5/8"	6' 2-1/4"	39-1/4"	24' 2"
eco-ATC-962A	683	(2) 25	178,400	34,080	47,300	14,330	611	83	(2) 5	1600	980	(2) 12"	39,400	14' 5-7/8"	8' 3-5/8"	6' 2-1/4"	22-1/4"	24' 2"
eco-ATC-970A	688	(2) 10	121,400	52,500	66,820	23,540	1185	161	(2) 5	1600	980	(2) 12"	58,920	16' 7-3/8"	10' 5-1/8"	6' 2-1/4"	47-3/4"	24' 2"
eco-ATC-979A	695	(2) 15	147,600	40,280	53,880	17,430	803	109	(2) 5	1600	980	(2) 12"	45,980	15' 2-3/8"	9' 1/8"	6' 2-1/4"	30-3/4"	24' 2"
eco-ATC-1042A	740	(2) 20	162,500	40,400	54,000	17,490	803	109	(2) 5	1600	980	(2) 12"	46,100	15' 2-3/8"	9' 1/8"	6' 2-1/4"	30-3/4"	24' 2"
eco-ATC-1061A	753	(2) 15	138,900	52,760	67,080	23,670	1185	161	(2) 5	1600	980	(2) 12"	59,180	16' 7-3/8"	10' 5-1/8"	6' 2-1/4"	47-3/4"	24' 2"
eco-ATC-1083A	769	(2) 25	173,200	40,460	54,060	17,520	803	109	(2) 5	1600	980	(2) 12"	46,160	15' 2-3/8"	9' 1/8"	6' 2-1/4"	30-3/4"	24' 2"
eco-ATC-1106A	785	(2) 20	157,800	46,460	60,420	20,520	994	135	(2) 5	1600	980	(2) 12"	52,520	15' 10-7/8"	9' 8-5/8"	6' 2-1/4"	39-1/4"	24' 2"
eco-ATC-1115A	791	(2) 30	182,200	40,560	54,160	17,570	803	109	(2) 5	1600	980	(2) 12"	46,260	15' 2-3/8"	9' 1/8"	6' 2-1/4"	30-3/4"	24' 2"
eco-ATC-1210A	859	(2) 30	171,500	53,040	67,360	23,810	1185	161	(2) 5	1600	980	(2) 12"	59,460	16' 7-3/8"	10' 5-1/8"	6' 2-1/4"	47-3/4"	24' 2"
eco-ATC-1263A	896	(2) 40	185,700	53,360	67,680	23,970	1185	161	(2) 5	1600	980	(2) 12"	59,780	16' 7-3/8"	10' 5-1/8"	6' 2-1/4"	47-3/4"	24' 2"

* Tons at standard conditions: 96.3°F condensing, 20°F suction and 78°F W.B.

** Gallons shown is water in suspension in unit and piping. Allow for additional water in bottom of remote sump to cover pump suction and strainer during operation. (12" would normally be sufficient.)

† Heaviest section is the coil section. **Weights shown are for 1g seismic design.**

*** Refrigerant charge is shown for R-717. Multiply by 1.93 for R-22 and 1.98 for R-134a.

Dimensions are subject to change. Do not use for pre-fabrication. Quantity of coil connections subject to change based on refrigerant and design conditions.

eco-Saver Option: (Low Energy)

Engineering & Dimensions Data

eco-ATC-770A to eco-ATC-1369A

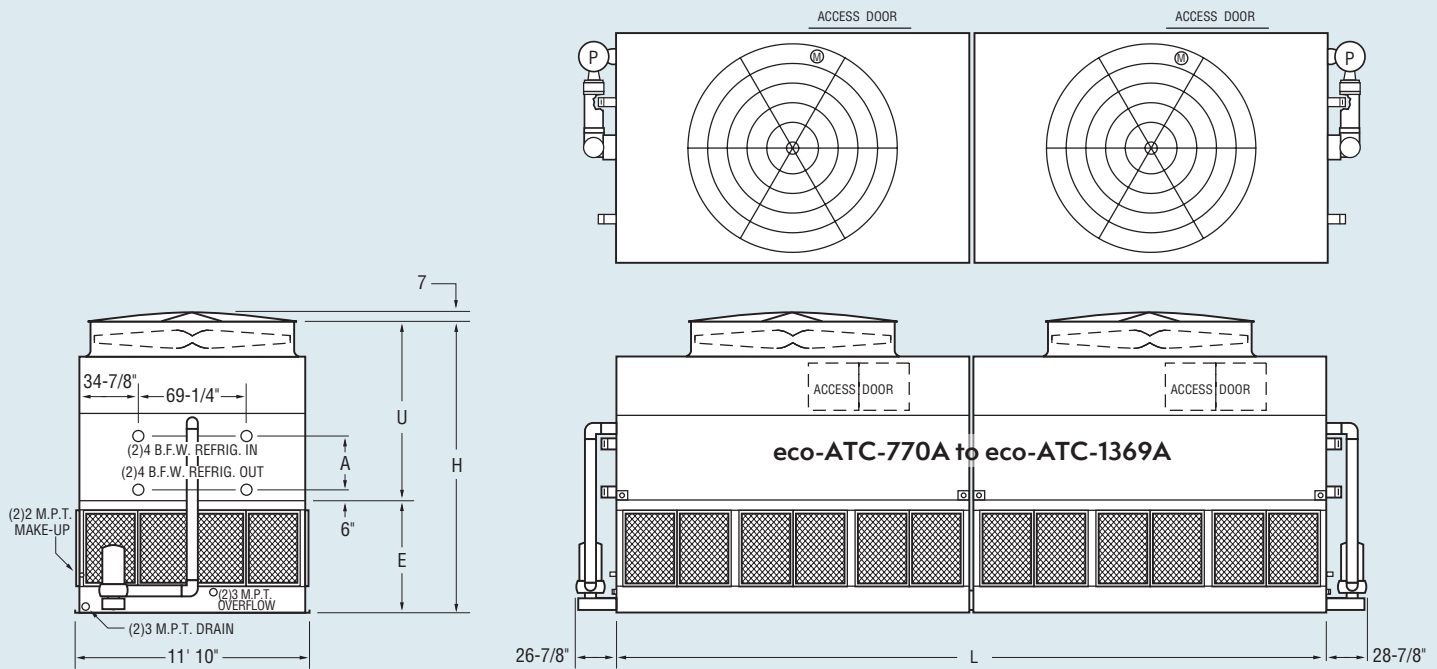


Table 29 Engineering Data

Model No.	R-717 Tons*	Fans		Weights†			Refrigerant Operating Charge lbs.**	Coil Volume ft ³	Spray Pump		Remote Pump			Dimensions				
		HP	CFM	Shipping	Operating	Heaviest Section†			HP	GPM	Gallons Req'd**	Conn. Size	Operating Weight	Height H	Upper U	Lower E	Coil A	Length L
eco-ATC-770A	547	(2) 15	171,500	31,200	46,340	12,540	485	66	(2) 5	1800	1140	(2) 12"	37,200	14' 9-3/8"	7' 7-1/8"	7' 2-1/4"	13-3/4"	28' 2"
eco-ATC-815A	579	(2) 20	188,700	31,320	46,460	12,600	485	66	(2) 5	1800	1140	(2) 12"	37,320	14' 9-3/8"	7' 7-1/8"	7' 2-1/4"	13-3/4"	28' 2"
eco-ATC-853A	605	(2) 25	203,300	31,380	46,520	12,630	485	66	(2) 5	1800	1140	(2) 12"	37,380	14' 9-3/8"	7' 7-1/8"	7' 2-1/4"	13-3/4"	28' 2"
eco-ATC-881A	625	(2) 30	216,100	31,480	46,620	12,680	485	66	(2) 5	1800	1140	(2) 12"	37,480	14' 9-3/8"	7' 7-1/8"	7' 2-1/4"	13-3/4"	28' 2"
eco-ATC-942A	669	(2) 15	168,600	38,520	54,100	16,200	709	97	(2) 5	1800	1140	(2) 12"	44,960	15' 5-7/8"	8' 3-5/8"	7' 2-1/4"	22-1/4"	28' 2"
eco-ATC-998A	708	(2) 20	185,500	38,640	54,220	16,260	709	97	(2) 5	1800	1140	(2) 12"	45,080	15' 5-7/8"	8' 3-5/8"	7' 2-1/4"	22-1/4"	28' 2"
eco-ATC-1045A	742	(2) 25	199,400	38,700	54,280	16,290	709	97	(2) 5	1800	1140	(2) 12"	45,140	15' 5-7/8"	8' 3-5/8"	7' 2-1/4"	22-1/4"	28' 2"
eco-ATC-1064A	755	(2) 15	163,600	45,960	61,960	19,920	933	127	(2) 5	1800	1140	(2) 12"	52,820	16' 2-3/8"	9' 1/8"	7' 2-1/4"	30-3/4"	28' 2"
eco-ATC-1077A	764	(2) 30	209,900	38,800	54,380	16,340	709	97	(2) 5	1800	1140	(2) 12"	45,240	15' 5-7/8"	8' 3-5/8"	7' 2-1/4"	22-1/4"	28' 2"
eco-ATC-1127A	800	(2) 15	158,700	52,940	69,380	23,410	1157	158	(2) 5	1800	1140	(2) 12"	60,240	16' 10-7/8"	9' 8-5/8"	7' 2-1/4"	39-1/4"	28' 2"
eco-ATC-1129A	801	(2) 20	180,100	46,080	62,080	19,980	933	127	(2) 5	1800	1140	(2) 12"	52,940	16' 2-3/8"	9' 1/8"	7' 2-1/4"	30-3/4"	28' 2"
eco-ATC-1149A	815	(2) 15	153,800	61,020	77,880	27,450	1380	188	(2) 5	1800	1140	(2) 12"	68,740	17' 7-3/8"	10' 5-1/8"	7' 2-1/4"	47-3/4"	28' 2"
eco-ATC-1195A	848	(2) 20	174,700	53,060	69,500	23,470	1157	158	(2) 5	1800	1140	(2) 12"	60,360	16' 10-7/8"	9' 8-5/8"	7' 2-1/4"	39-1/4"	28' 2"
eco-ATC-1216A	863	(2) 30	203,800	46,240	62,240	20,060	933	127	(2) 5	1800	1140	(2) 12"	53,100	16' 2-3/8"	9' 1/8"	7' 2-1/4"	30-3/4"	28' 2"
eco-ATC-1218A	864	(2) 20	169,200	61,140	78,000	27,510	1380	188	(2) 5	1800	1140	(2) 12"	68,860	17' 7-3/8"	10' 5-1/8"	7' 2-1/4"	47-3/4"	28' 2"
eco-ATC-1274A	904	(2) 25	182,100	61,200	78,060	27,540	1380	188	(2) 5	1800	1140	(2) 12"	68,920	17' 7-3/8"	10' 5-1/8"	7' 2-1/4"	47-3/4"	28' 2"
eco-ATC-1288A	914	(2) 30	197,700	53,220	69,660	23,550	1157	158	(2) 5	1800	1140	(2) 12"	60,520	16' 10-7/8"	9' 8-5/8"	7' 2-1/4"	39-1/4"	28' 2"
eco-ATC-1312A	931	(2) 30	191,600	61,300	78,160	27,590	1380	188	(2) 5	1800	1140	(2) 12"	69,020	17' 7-3/8"	10' 5-1/8"	7' 2-1/4"	47-3/4"	28' 2"
eco-ATC-1344A	954	(2) 40	214,400	53,540	69,980	23,710	1157	158	(2) 5	1800	1140	(2) 12"	60,840	16' 10-7/8"	9' 8-5/8"	7' 2-1/4"	39-1/4"	28' 2"
eco-ATC-1369A	971	(2) 40	207,600	61,620	78,480	27,750	1380	188	(2) 5	1800	1140	(2) 12"	69,340	17' 7-3/8"	10' 5-1/8"	7' 2-1/4"	47-3/4"	28' 2"

* Tons at standard conditions: 96.3°F condensing, 20°F suction and 78°F W.B.

** Gallons shown is water in suspension in unit and piping. Allow for additional water in bottom of remote sump to cover pump suction and strainer during operation. (12" would normally be sufficient.)

† Heaviest section is the coil section. **Weights shown are for 1g seismic design.**

*** Refrigerant charge is shown for R-717. Multiply by 1.93 for R-22 and 1.98 for R-134a.

Dimensions are subject to change. Do not use for pre-fabrication. Quantity of coil connections subject to change based on refrigerant and design conditions.

Engineering & Dimensions Data

eco-ATC-1020A to eco-ATC-1847A

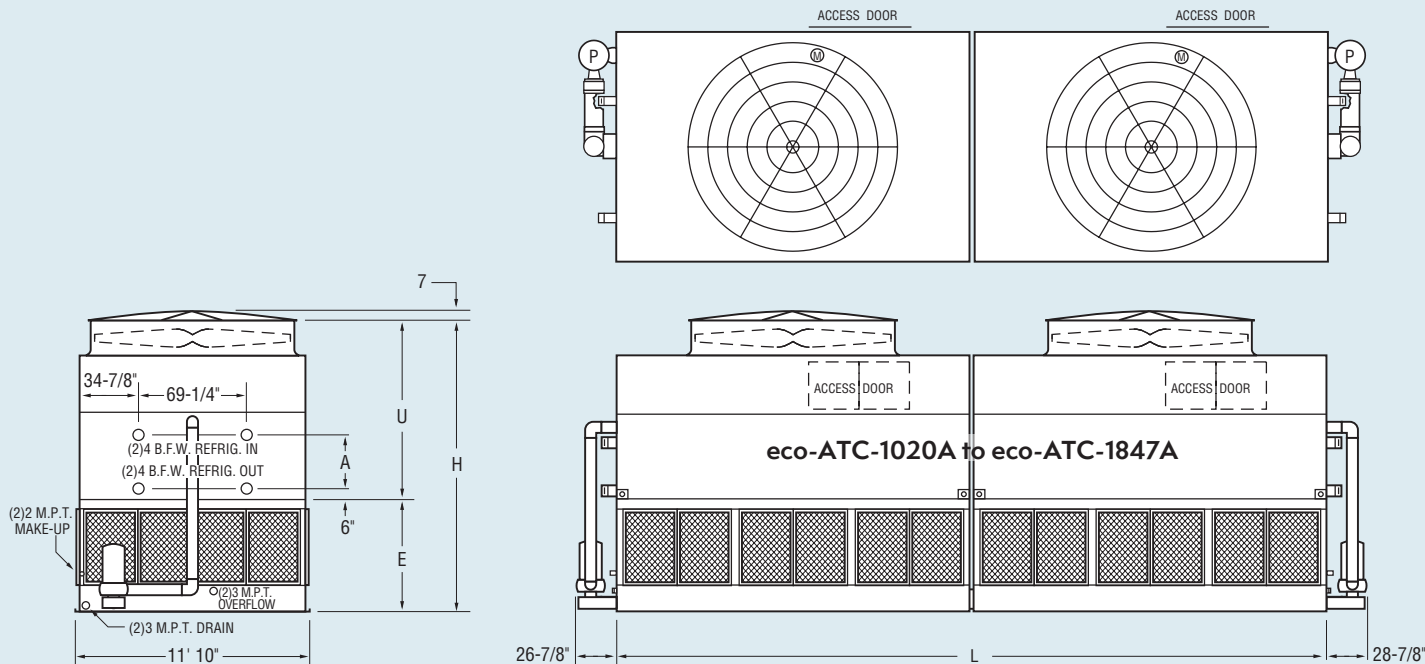


Table 30 Engineering Data

Model No.	R-717 Tons*	Fans		Weights†			Refrigerant Operating Charge lbs.***	Coil Volume ft ³	Spray Pump		Remote Pump			Dimensions				
		HP	CFM	Shipping	Operating	Heaviest Section†			HP	GPM	Gallons Req'd**	Conn. Size	Operating Weight	Height H	Upper U	Lower E	Coil A	Length L
eco-ATC-1020A	724	(2) 20	233,100	39,440	58,820	15,800	616	84	(2) 7.5	2400	1440	(2) 12"	47,080	14' 9-3/8"	7' 7-1/8"	7' 2-1/4"	13-3/4"	36' 2-1/2"
eco-ATC-1076A	764	(2) 25	251,100	39,500	58,880	15,830	616	84	(2) 7.5	2400	1440	(2) 12"	47,140	14' 9-3/8"	7' 7-1/8"	7' 2-1/4"	13-3/4"	36' 2-1/2"
eco-ATC-1125A	798	(2) 30	266,900	39,600	58,980	15,880	616	84	(2) 7.5	2400	1440	(2) 12"	47,240	14' 9-3/8"	7' 7-1/8"	7' 2-1/4"	13-3/4"	36' 2-1/2"
eco-ATC-1249A	886	(2) 20	226,700	48,600	68,520	20,380	904	123	(2) 7.5	2400	1440	(2) 12"	56,780	15' 5-7/8"	8' 3-5/8"	7' 2-1/4"	22-1/4"	36' 2-1/2"
eco-ATC-1294A	918	(2) 15	200,000	58,000	78,480	25,080	1193	163	(2) 7.5	2400	1440	(2) 12"	66,740	16' 2-3/8"	9' 1/8"	7' 2-1/4"	30-3/4"	36' 2-1/2"
eco-ATC-1317A	935	(2) 25	244,200	48,660	68,580	20,410	904	123	(2) 7.5	2400	1440	(2) 12"	56,840	15' 5-7/8"	8' 3-5/8"	7' 2-1/4"	22-1/4"	36' 2-1/2"
eco-ATC-1376A	976	(2) 30	259,500	48,760	68,680	20,460	904	123	(2) 7.5	2400	1440	(2) 12"	56,940	15' 5-7/8"	8' 3-5/8"	7' 2-1/4"	22-1/4"	36' 2-1/2"
eco-ATC-1400A	993	(2) 20	220,100	58,120	78,600	25,140	1193	163	(2) 7.5	2400	1440	(2) 12"	66,860	16' 2-3/8"	9' 1/8"	7' 2-1/4"	30-3/4"	36' 2-1/2"
eco-ATC-1416A	1005	(2) 15	187,900	76,500	98,100	34,330	1771	241	(2) 7.5	2400	1440	(2) 12"	86,360	17' 7-3/8"	10' 5-1/8"	7' 2-1/4"	47-3/4"	36' 2-1/2"
eco-ATC-1488A	1056	(2) 25	236,700	58,180	78,660	25,170	1193	163	(2) 7.5	2400	1440	(2) 12"	66,920	16' 2-3/8"	9' 1/8"	7' 2-1/4"	30-3/4"	36' 2-1/2"
eco-ATC-1514A	1074	(2) 20	206,800	76,620	98,220	34,390	1771	241	(2) 7.5	2400	1440	(2) 12"	86,480	17' 7-3/8"	10' 5-1/8"	7' 2-1/4"	47-3/4"	36' 2-1/2"
eco-ATC-1554A	1103	(2) 30	252,000	58,280	78,760	25,220	1193	163	(2) 7.5	2400	1440	(2) 12"	67,020	16' 2-3/8"	9' 1/8"	7' 2-1/4"	30-3/4"	36' 2-1/2"
eco-ATC-1570A	1114	(2) 25	229,800	67,380	88,420	29,770	1482	202	(2) 7.5	2400	1440	(2) 12"	76,680	16' 10-7/8"	9' 8-5/8"	7' 2-1/4"	39-1/4"	36' 2-1/2"
eco-ATC-1598A	1134	(2) 25	222,800	76,680	98,280	34,420	1771	241	(2) 7.5	2400	1440	(2) 12"	86,540	17' 7-3/8"	10' 5-1/8"	7' 2-1/4"	47-3/4"	36' 2-1/2"
eco-ATC-1641A	1164	(2) 30	244,200	67,480	88,520	29,820	1482	202	(2) 7.5	2400	1440	(2) 12"	76,780	16' 10-7/8"	9' 8-5/8"	7' 2-1/4"	39-1/4"	36' 2-1/2"
eco-ATC-1669A	1184	(2) 30	236,700	76,780	98,380	34,470	1771	241	(2) 7.5	2400	1440	(2) 12"	86,640	17' 7-3/8"	10' 5-1/8"	7' 2-1/4"	47-3/4"	36' 2-1/2"
eco-ATC-1738A	1233	(2) 40	265,100	67,800	88,840	29,980	1482	202	(2) 7.5	2400	1440	(2) 12"	77,100	16' 10-7/8"	9' 8-5/8"	7' 2-1/4"	39-1/4"	36' 2-1/2"
eco-ATC-1770A	1256	(2) 40	256,800	77,100	98,700	34,630	1771	241	(2) 7.5	2400	1440	(2) 12"	86,960	17' 7-3/8"	10' 5-1/8"	7' 2-1/4"	47-3/4"	36' 2-1/2"
eco-ATC-1847A	1310	(2) 50	273,400	77,120	98,720	34,640	1771	241	(2) 7.5	2400	1440	(2) 12"	86,980	17' 7-3/8"	10' 5-1/8"	7' 2-1/4"	47-3/4"	36' 2-1/2"

* Tons at standard conditions: 96.3°F condensing, 20°F suction and 78°F W.B.

** Gallons shown is water in suspension in unit and piping. Allow for additional water in bottom of remote sump to cover pump suction and strainer during operation. (12" would normally be sufficient.)

† Heaviest section is the coil section. **Weights shown are for 1g seismic design.**

*** Refrigerant charge is shown for R-717. Multiply by 1.93 for R-22 and 1.98 for R-134a.

Dimensions are subject to change. Do not use for pre-fabrication. Quantity of coil connections subject to change based on refrigerant and design conditions.

eco-Saver Option: (Low Energy)

Engineering & Dimensions Data

eco-ATC-1120A to eco-ATC-1993A

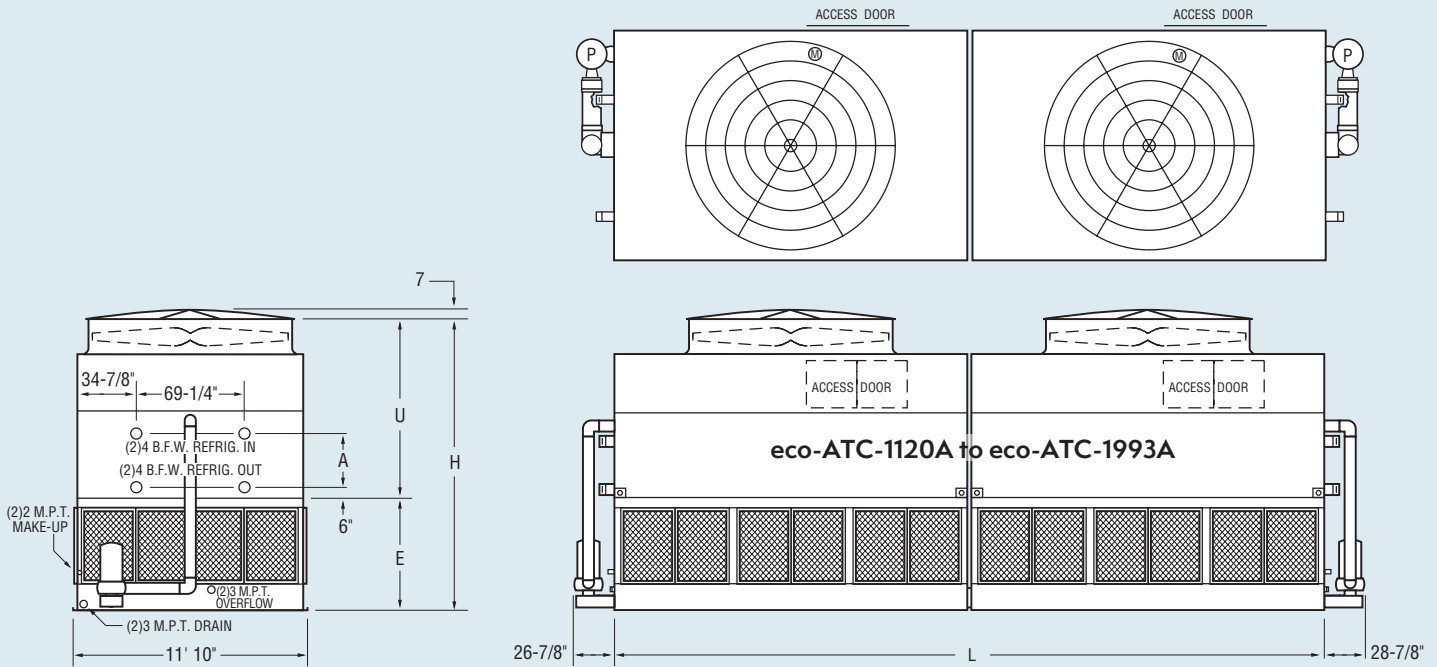


Table 31 Engineering Data

Model No.	R-717 Tons*	Fans		Weights†			Refrigerant Operating Charge lbs.***	Coil Volume ft ³	Spray Pump		Remote Pump			Dimensions				
		HP	CFM	Shipping	Operating	Heaviest Section†			HP	GPM	Gallons Req'd**	Conn. Size	Operating Weight	Height H	Upper U	Lower E	Coil A	Length L
eco-ATC-1120A	795	(2) 25	267,300	43,360	65,100	17,170	681	93	(2) 10	2800	1600	(2) 14"	51,700	14' 9-3/8"	7' 7-1/8"	7' 2-1/4"	13-3/4"	40' 2-1/2"
eco-ATC-1165A	827	(2) 30	284,000	43,460	65,200	17,220	681	93	(2) 10	2800	1600	(2) 14"	51,800	14' 9-3/8"	7' 7-1/8"	7' 2-1/4"	13-3/4"	40' 2-1/2"
eco-ATC-1239A	879	(2) 40	312,600	43,780	65,520	17,380	681	93	(2) 10	2800	1600	(2) 14"	52,120	14' 9-3/8"	7' 7-1/8"	7' 2-1/4"	13-3/4"	40' 2-1/2"
eco-ATC-1371A	973	(2) 25	262,200	53,740	76,100	22,360	1002	137	(2) 10	2800	1600	(2) 14"	62,700	15' 5-7/8"	8' 3-5/8"	7' 2-1/4"	22-1/4"	40' 2-1/2"
eco-ATC-1426A	1012	(2) 30	278,600	53,840	76,200	22,410	1002	137	(2) 10	2800	1600	(2) 14"	62,800	15' 5-7/8"	8' 3-5/8"	7' 2-1/4"	22-1/4"	40' 2-1/2"
eco-ATC-1517A	1076	(2) 40	303,800	54,160	76,520	22,570	1002	137	(2) 10	2800	1600	(2) 14"	63,120	15' 5-7/8"	8' 3-5/8"	7' 2-1/4"	22-1/4"	40' 2-1/2"
eco-ATC-1553A	1102	(2) 25	254,400	64,220	87,200	27,600	1323	180	(2) 10	2800	1600	(2) 14"	73,800	16' 2-3/8"	9' 1/8"	7' 2-1/4"	30-3/4"	40' 2-1/2"
eco-ATC-1615A	1146	(2) 30	270,400	64,320	87,300	27,650	1323	180	(2) 10	2800	1600	(2) 14"	73,900	16' 2-3/8"	9' 1/8"	7' 2-1/4"	30-3/4"	40' 2-1/2"
eco-ATC-1642A	1165	(2) 25	246,600	74,460	98,040	32,720	1645	224	(2) 10	2800	1600	(2) 14"	84,640	16' 10-7/8"	9' 8-5/8"	7' 2-1/4"	39-1/4"	40' 2-1/2"
eco-ATC-1718A	1219	(2) 40	295,100	64,640	87,620	27,810	1323	180	(2) 10	2800	1600	(2) 14"	74,220	16' 2-3/8"	9' 1/8"	7' 2-1/4"	30-3/4"	40' 2-1/2"
eco-ATC-1735A	1231	(2) 30	253,900	85,860	110,060	38,420	1966	268	(2) 10	2800	1600	(2) 14"	96,660	17' 7-3/8"	10' 5-1/8"	7' 2-1/4"	47-3/4"	40' 2-1/2"
eco-ATC-1817A	1289	(2) 40	286,400	74,880	98,460	32,930	1645	224	(2) 10	2800	1600	(2) 14"	85,060	16' 10-7/8"	9' 8-5/8"	7' 2-1/4"	39-1/4"	40' 2-1/2"
eco-ATC-1846A	1310	(2) 40	277,100	86,180	110,380	38,580	1966	268	(2) 10	2800	1600	(2) 14"	96,980	17' 7-3/8"	10' 5-1/8"	7' 2-1/4"	47-3/4"	40' 2-1/2"
eco-ATC-1897A	1346	(2) 50	304,800	74,900	98,480	32,940	1645	224	(2) 10	2800	1600	(2) 14"	85,080	16' 10-7/8"	9' 8-5/8"	7' 2-1/4"	39-1/4"	40' 2-1/2"
eco-ATC-1927A	1367	(2) 50	295,100	86,200	110,400	38,590	1966	268	(2) 10	2800	1600	(2) 14"	97,000	17' 7-3/8"	10' 5-1/8"	7' 2-1/4"	47-3/4"	40' 2-1/2"
eco-ATC-1993A	1414	(2) 60	310,600	86,600	110,800	38,790	1966	268	(2) 10	2800	1600	(2) 14"	97,400	17' 7-3/8"	10' 5-1/8"	7' 2-1/4"	47-3/4"	40' 2-1/2"

* Tons at standard conditions: 96.3°F condensing, 20°F suction and 78°F W.B.

** Gallons shown is water in suspension in unit and piping. Allow for additional water in bottom of remote sump to cover pump suction and strainer during operation. (12" would normally be sufficient.)

† Heaviest section is the coil section. **Weights shown are for 1g seismic design.**

*** Refrigerant charge is shown for R-717. Multiply by 1.93 for R-22 and 1.98 for R-134a.

Dimensions are subject to change. Do not use for pre-fabrication. Quantity of coil connections subject to change based on refrigerant and design conditions.

Engineering & Dimensions Data

eco-ATC-710A to eco-ATC-1264A

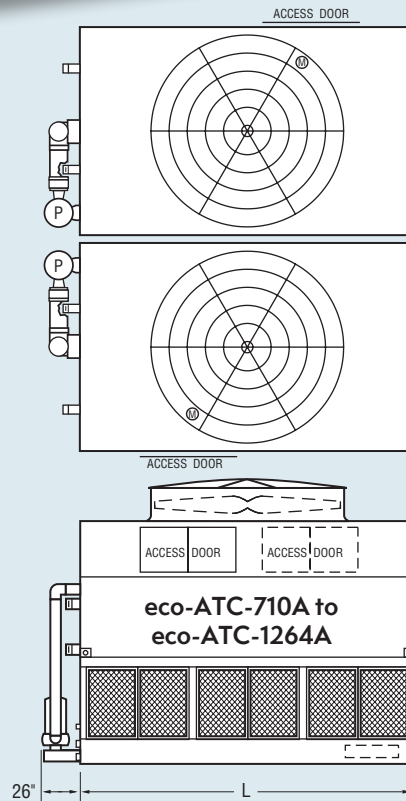
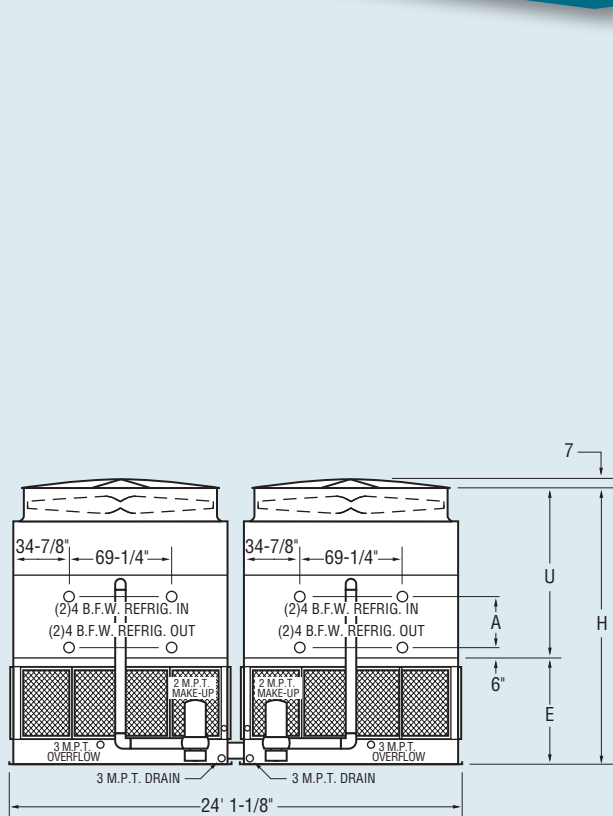


Table 32 Engineering Data

Model No.	R-717 Tons*	Fans		Weights†			Refrigerant Operating Charge lbs.***	Coil Volume ft ³	Spray Pump		Remote Pump			Dimensions				
		HP	CFM	Shipping	Operating	Heaviest Section†			HP	GPM	Gallons Req'd**	Conn. Size	Operating Weight	Height H	Upper U	Lower E	Coil A	Length L
eco-ATC-710A	504	(2) 15	154,900	27,780	40,640	11,180	420	57	(2) 5	1600	980	(2) 12"	32,740	13' 9-3/8"	7' 7-1/8"	6' 2-1/4"	13-3/4"	11' 11-3/4"
eco-ATC-787A	559	(2) 25	183,700	27,960	40,820	11,270	420	57	(2) 5	1600	980	(2) 12"	32,920	13' 9-3/8"	7' 7-1/8"	6' 2-1/4"	13-3/4"	11' 11-3/4"
eco-ATC-796A	565	(2) 10	132,800	33,640	46,860	14,110	611	83	(2) 5	1600	980	(2) 12"	38,960	14' 5-7/8"	8' 3-5/8"	6' 2-1/4"	22-1/4"	11' 11-3/4"
eco-ATC-871A	618	(2) 15	152,000	33,900	47,120	14,240	611	83	(2) 5	1600	980	(2) 12"	39,220	14' 5-7/8"	8' 3-5/8"	6' 2-1/4"	22-1/4"	11' 11-3/4"
eco-ATC-926A	657	(2) 20	167,400	34,020	47,240	14,300	611	83	(2) 5	1600	980	(2) 12"	39,340	14' 5-7/8"	8' 3-5/8"	6' 2-1/4"	22-1/4"	11' 11-3/4"
eco-ATC-951A	675	(2) 10	125,200	46,080	60,040	20,330	994	135	(2) 5	1600	980	(2) 12"	52,140	15' 10-7/8"	9' 8-5/8"	6' 2-1/4"	39-1/4"	11' 11-3/4"
eco-ATC-963A	683	(2) 25	178,400	34,080	47,300	14,330	611	83	(2) 5	1600	980	(2) 12"	39,400	14' 5-7/8"	8' 3-5/8"	6' 2-1/4"	22-1/4"	11' 11-3/4"
eco-ATC-971A	689	(2) 10	121,400	52,500	66,820	23,540	1185	161	(2) 5	1600	980	(2) 12"	58,920	16' 7-3/8"	10' 5-1/8"	6' 2-1/4"	47-3/4"	11' 11-3/4"
eco-ATC-980A	696	(2) 15	147,600	40,280	53,880	17,430	803	109	(2) 5	1600	980	(2) 12"	45,980	15' 2-3/8"	9' 1/8"	6' 2-1/4"	30-3/4"	11' 11-3/4"
eco-ATC-1039A	737	(2) 15	143,300	46,340	60,300	20,460	994	135	(2) 5	1600	980	(2) 12"	52,400	15' 10-7/8"	9' 8-5/8"	6' 2-1/4"	39-1/4"	11' 11-3/4"
eco-ATC-1043A	740	(2) 20	162,500	40,400	54,000	17,490	803	109	(2) 5	1600	980	(2) 12"	46,100	15' 2-3/8"	9' 1/8"	6' 2-1/4"	30-3/4"	11' 11-3/4"
eco-ATC-1062A	754	(2) 15	138,900	52,760	67,080	23,670	1185	161	(2) 5	1600	980	(2) 12"	59,180	16' 7-3/8"	10' 5-1/8"	6' 2-1/4"	47-3/4"	11' 11-3/4"
eco-ATC-1084A	769	(2) 25	173,200	40,460	54,060	17,520	803	109	(2) 5	1600	980	(2) 12"	46,160	15' 2-3/8"	9' 1/8"	6' 2-1/4"	30-3/4"	11' 11-3/4"
eco-ATC-1116A	792	(2) 30	182,200	40,560	54,160	17,570	803	109	(2) 5	1600	980	(2) 12"	46,260	15' 2-3/8"	9' 1/8"	6' 2-1/4"	30-3/4"	11' 11-3/4"
eco-ATC-1132A	803	(2) 20	152,900	52,880	67,200	23,730	1185	161	(2) 5	1600	980	(2) 12"	59,300	16' 7-3/8"	10' 5-1/8"	6' 2-1/4"	47-3/4"	11' 11-3/4"
eco-ATC-1152A	818	(2) 25	168,000	46,520	60,480	20,550	994	135	(2) 5	1600	980	(2) 12"	52,580	15' 10-7/8"	9' 8-5/8"	6' 2-1/4"	39-1/4"	11' 11-3/4"
eco-ATC-1176A	835	(2) 25	162,700	52,940	67,260	23,760	1185	161	(2) 5	1600	980	(2) 12"	59,360	16' 7-3/8"	10' 5-1/8"	6' 2-1/4"	47-3/4"	11' 11-3/4"
eco-ATC-1186A	842	(2) 30	177,000	46,620	60,580	20,600	994	135	(2) 5	1600	980	(2) 12"	52,680	15' 10-7/8"	9' 8-5/8"	6' 2-1/4"	39-1/4"	11' 11-3/4"
eco-ATC-1211A	859	(2) 30	171,500	53,040	67,360	23,810	1185	161	(2) 5	1600	980	(2) 12"	59,460	16' 7-3/8"	10' 5-1/8"	6' 2-1/4"	47-3/4"	11' 11-3/4"
eco-ATC-1264A	897	(2) 40	185,700	53,360	67,680	23,970	1185	161	(2) 5	1600	980	(2) 12"	59,780	16' 7-3/8"	10' 5-1/8"	6' 2-1/4"	47-3/4"	11' 11-3/4"

* Tons at standard conditions: 96.3°F condensing, 20°F suction and 78°F W.B.

** Gallons shown is water in suspension in unit and piping. Allow for additional water in bottom of remote sump to cover pump suction and strainer during operation. (12" would normally be sufficient.)

† Heaviest section is the coil section. **Weights shown are for 1g seismic design.**

*** Refrigerant charge is shown for R-717. Multiply by 1.93 for R-22 and 1.98 for R-134a.

Dimensions are subject to change. Do not use for pre-fabrication. Quantity of coil connections subject to change based on refrigerant and design conditions.

Engineering & Dimensions Data eco-ATC-816A to eco-ATC-1370A

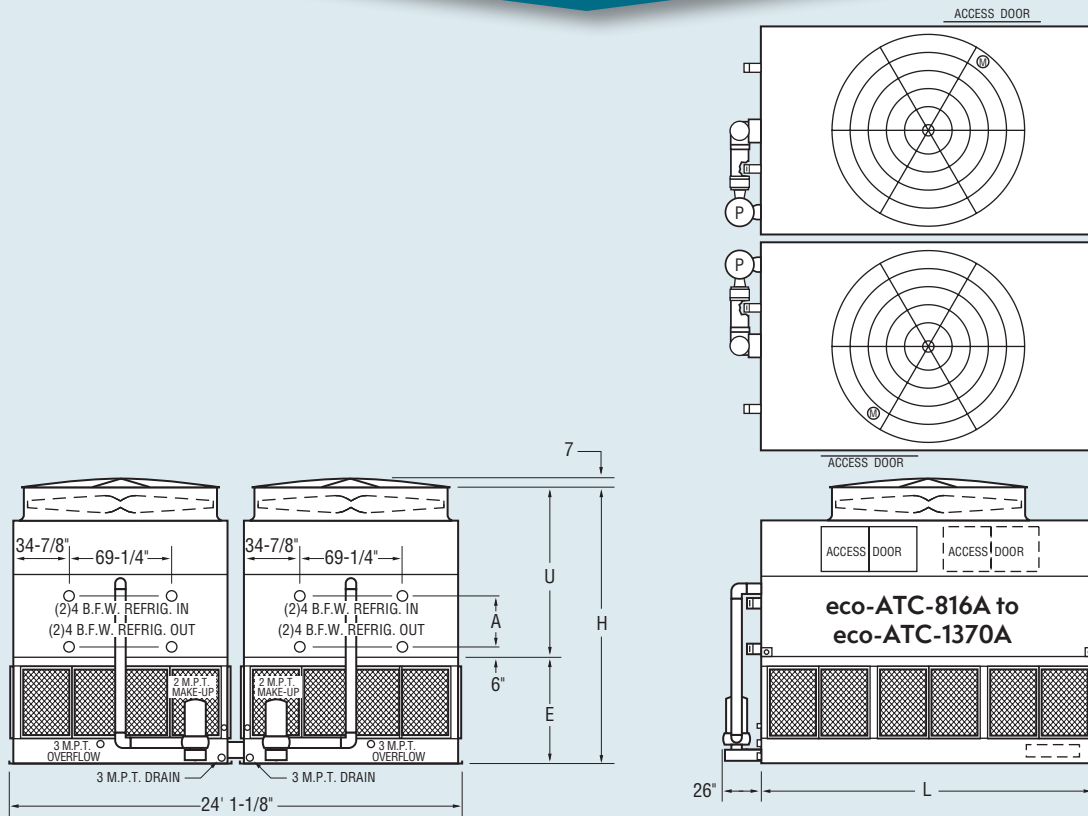


Table 33 Engineering Data

Model No.	R-717 Tons*	Fans		Weights†			Refrigerant Operating Charge lbs.**	Coil Volume ft ³	Spray Pump		Remote Pump			Dimensions				
		HP	CFM	Shipping	Operating	Heaviest Section†			HP	GPM	Gallons Req'd**	Conn. Size	Operating Weight	Height H	Upper U	Lower E	Coil A	Length L
eco-ATC-816A	579	2 20	188,700	31,320	46,460	12,600	485	66	2 5	1800	1140	2 12"	37,320	14' 9-3/8"	7' 7-1/8"	7' 2-1/4"	13-3/4"	13' 11-3/4"
eco-ATC-854A	606	2 25	203,300	31,380	46,520	12,630	485	66	2 5	1800	1140	2 12"	37,380	14' 9-3/8"	7' 7-1/8"	7' 2-1/4"	13-3/4"	13' 11-3/4"
eco-ATC-880A	625	2 30	216,100	31,480	46,620	12,680	485	66	2 5	1800	1140	2 12"	37,480	14' 9-3/8"	7' 7-1/8"	7' 2-1/4"	13-3/4"	13' 11-3/4"
eco-ATC-943A	669	2 15	168,600	38,520	54,100	16,200	709	97	2 5	1800	1140	2 12"	44,960	15' 5-7/8"	8' 3-5/8"	7' 2-1/4"	22-1/4"	13' 11-3/4"
eco-ATC-999A	709	2 20	185,500	38,640	54,220	16,260	709	97	2 5	1800	1140	2 12"	45,080	15' 5-7/8"	8' 3-5/8"	7' 2-1/4"	22-1/4"	13' 11-3/4"
eco-ATC-1046A	742	2 25	199,400	38,700	54,280	16,290	709	97	2 5	1800	1140	2 12"	45,140	15' 5-7/8"	8' 3-5/8"	7' 2-1/4"	22-1/4"	13' 11-3/4"
eco-ATC-1078A	765	2 30	209,900	38,800	54,380	16,340	709	97	2 5	1800	1140	2 12"	45,240	15' 5-7/8"	8' 3-5/8"	7' 2-1/4"	22-1/4"	13' 11-3/4"
eco-ATC-1130A	802	2 20	180,100	46,080	62,080	19,980	933	127	2 5	1800	1140	2 12"	52,940	16' 2-3/8"	9' 1/8"	7' 2-1/4"	30-3/4"	13' 11-3/4"
eco-ATC-1196A	849	2 20	174,700	53,060	69,500	23,470	1157	158	2 5	1800	1140	2 12"	60,360	16' 10-7/8"	9' 8-5/8"	7' 2-1/4"	39-1/4"	13' 11-3/4"
eco-ATC-1217A	864	2 30	203,800	46,240	62,240	20,060	933	127	2 5	1800	1140	2 12"	53,100	16' 2-3/8"	9' 1/8"	7' 2-1/4"	30-3/4"	13' 11-3/4"
eco-ATC-1219A	865	2 20	169,200	61,140	78,000	27,510	1380	188	2 5	1800	1140	2 12"	68,860	17' 7-3/8"	10' 5-1/8"	7' 2-1/4"	47-3/4"	13' 11-3/4"
eco-ATC-1251A	888	2 25	187,900	53,120	69,560	23,500	1157	158	2 5	1800	1140	2 12"	60,420	16' 10-7/8"	9' 8-5/8"	7' 2-1/4"	39-1/4"	13' 11-3/4"
eco-ATC-1275A	905	2 25	182,100	61,200	78,060	27,540	1380	188	2 5	1800	1140	2 12"	68,920	17' 7-3/8"	10' 5-1/8"	7' 2-1/4"	47-3/4"	13' 11-3/4"
eco-ATC-1289A	915	2 30	197,700	53,220	69,660	23,550	1157	158	2 5	1800	1140	2 12"	60,520	16' 10-7/8"	9' 8-5/8"	7' 2-1/4"	39-1/4"	13' 11-3/4"
eco-ATC-1345A	954	2 40	214,400	53,540	69,980	23,710	1157	158	2 5	1800	1140	2 12"	60,840	16' 10-7/8"	9' 8-5/8"	7' 2-1/4"	39-1/4"	13' 11-3/4"
eco-ATC-1370A	972	2 40	207,600	61,620	78,480	27,750	1380	188	2 5	1800	1140	2 12"	69,340	17' 7-3/8"	10' 5-1/8"	7' 2-1/4"	47-3/4"	13' 11-3/4"

* Tons at standard conditions: 96.3°F condensing, 20°F suction and 78°F W.B.

** Gallons shown is water in suspension in unit and piping. Allow for additional water in bottom of remote sump to cover pump suction and strainer during operation. (12" would normally be sufficient.)

† Heaviest section is the coil section. **Weights shown are for 1g seismic design.**

*** Refrigerant charge is shown for R-717. Multiply by 1.93 for R-22 and 1.98 for R-134a.

Dimensions are subject to change. Do not use for pre-fabrication. Quantity of coil connections subject to change based on refrigerant and design conditions.

eco-Saver Option: (Low Energy)

Engineering & Dimensions Data

eco-ATC-1021A to eco-ATC-1848A

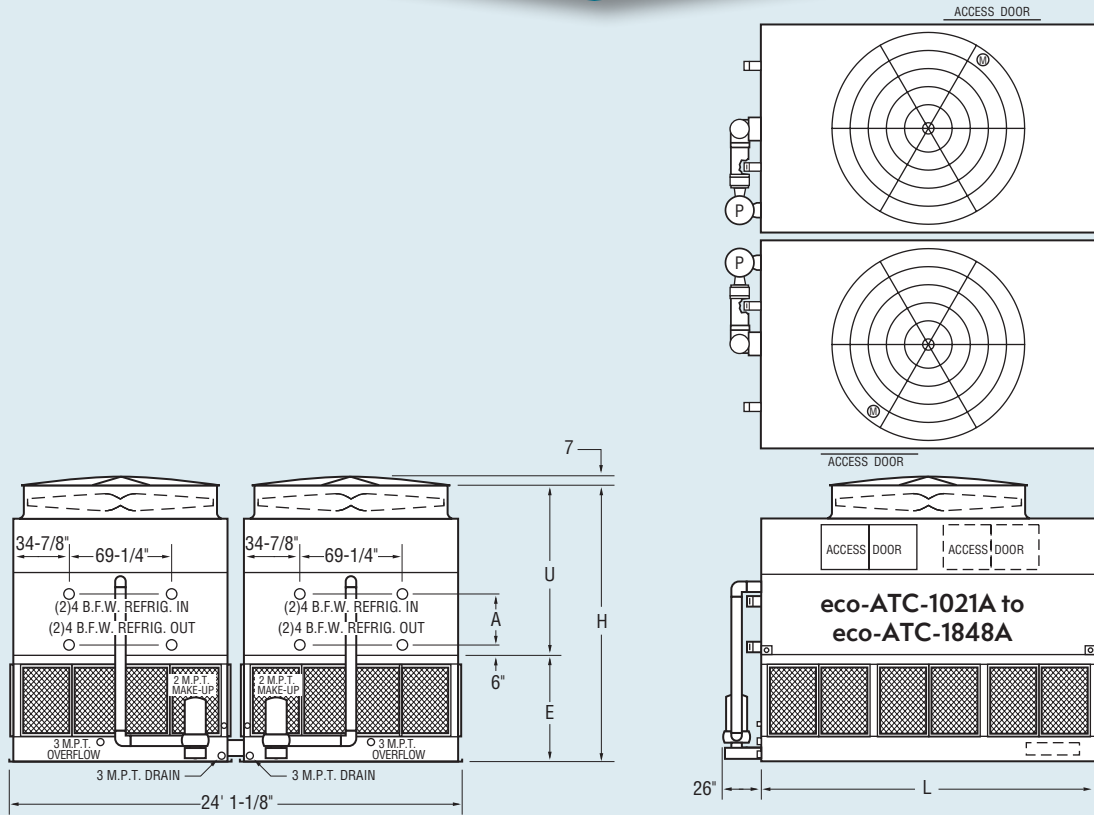


Table 34 Engineering Data

Model No.	R-717 Tons*	Fans		Weights†			Refrigerant Operating Charge lbs.***	Coil Volume ft ³	Spray Pump		Remote Pump			Dimensions				
		HP	CFM	Shipping	Operating	Heaviest Section†			HP	GPM	Gallons Req'd**	Conn. Size	Operating Weight	Height H	Upper U	Lower E	Coil A	Length L
eco-ATC-1021A	725	(2) 20	233,100	39,440	58,820	15,800	616	84	(2) 7.5	2400	1440	(2) 12"	47,080	15' 9-3/8"	7' 7-1/8"	8' 2-1/4"	13-3/4"	18' 0"
eco-ATC-1079A	766	(2) 25	251,100	39,500	58,880	15,830	616	84	(2) 7.5	2400	1440	(2) 12"	47,140	15' 9-3/8"	7' 7-1/8"	8' 2-1/4"	13-3/4"	18' 0"
eco-ATC-1126A	799	(2) 30	266,900	39,600	58,980	15,880	616	84	(2) 7.5	2400	1440	(2) 12"	47,240	15' 9-3/8"	7' 7-1/8"	8' 2-1/4"	13-3/4"	18' 0"
eco-ATC-1250A	887	(2) 20	226,700	48,600	68,520	20,380	904	123	(2) 7.5	2400	1440	(2) 12"	56,780	16' 5-7/8"	8' 3-5/8"	8' 2-1/4"	22-1/4"	18' 0"
eco-ATC-1295A	919	(2) 15	200,000	58,000	78,480	25,080	1193	163	(2) 7.5	2400	1440	(2) 12"	66,740	17' 2-3/8"	9' 1/8"	8' 2-1/4"	30-3/4"	18' 0"
eco-ATC-1377A	977	(2) 30	259,500	48,760	68,680	20,460	904	123	(2) 7.5	2400	1440	(2) 12"	56,940	16' 5-7/8"	8' 3-5/8"	8' 2-1/4"	22-1/4"	18' 0"
eco-ATC-1391A	987	(2) 15	193,800	67,200	88,240	29,680	1482	202	(2) 7.5	2400	1440	(2) 12"	76,500	17' 10-7/8"	9' 8-5/8"	8' 2-1/4"	39-1/4"	18' 0"
eco-ATC-1401A	994	(2) 20	220,100	58,120	78,600	25,140	1193	163	(2) 7.5	2400	1440	(2) 12"	66,860	17' 2-3/8"	9' 1/8"	8' 2-1/4"	30-3/4"	18' 0"
eco-ATC-1415A	1004	(2) 15	187,900	76,500	98,100	34,330	1771	241	(2) 7.5	2400	1440	(2) 12"	86,360	18' 7-3/8"	10' 5-1/8"	8' 2-1/4"	47-3/4"	18' 0"
eco-ATC-1491A	1058	(2) 20	213,300	67,320	88,360	29,740	1482	202	(2) 7.5	2400	1440	(2) 12"	76,620	17' 10-7/8"	9' 8-5/8"	8' 2-1/4"	39-1/4"	18' 0"
eco-ATC-1515A	1075	(2) 20	206,800	76,620	98,220	34,390	1771	241	(2) 7.5	2400	1440	(2) 12"	86,480	18' 7-3/8"	10' 5-1/8"	8' 2-1/4"	47-3/4"	18' 0"
eco-ATC-1555A	1103	(2) 30	252,000	58,280	78,760	25,220	1193	163	(2) 7.5	2400	1440	(2) 12"	67,020	17' 2-3/8"	9' 1/8"	8' 2-1/4"	30-3/4"	18' 0"
eco-ATC-1571A	1115	(2) 25	229,800	67,380	88,420	29,770	1482	202	(2) 7.5	2400	1440	(2) 12"	76,680	17' 10-7/8"	9' 8-5/8"	8' 2-1/4"	39-1/4"	18' 0"
eco-ATC-1643A	1166	(2) 30	244,200	67,480	88,520	29,820	1482	202	(2) 7.5	2400	1440	(2) 12"	76,780	17' 10-7/8"	9' 8-5/8"	8' 2-1/4"	39-1/4"	18' 0"
eco-ATC-1670A	1185	(2) 30	236,700	76,780	98,380	34,470	1771	241	(2) 7.5	2400	1440	(2) 12"	86,640	18' 7-3/8"	10' 5-1/8"	8' 2-1/4"	47-3/4"	18' 0"
eco-ATC-1739A	1234	(2) 40	265,100	67,800	88,840	29,980	1482	202	(2) 7.5	2400	1440	(2) 12"	77,100	17' 10-7/8"	9' 8-5/8"	8' 2-1/4"	39-1/4"	18' 0"
eco-ATC-1769A	1255	(2) 40	256,800	77,100	98,700	34,630	1771	241	(2) 7.5	2400	1440	(2) 12"	86,960	18' 7-3/8"	10' 5-1/8"	8' 2-1/4"	47-3/4"	18' 0"
eco-ATC-1848A	1311	(2) 50	273,400	77,120	98,720	34,640	1771	241	(2) 7.5	2400	1440	(2) 12"	86,980	18' 7-3/8"	10' 5-1/8"	8' 2-1/4"	47-3/4"	18' 0"

* Tons at standard conditions: 96.3°F condensing, 20°F suction and 78°F W.B.

** Gallons shown is water in suspension in unit and piping. Allow for additional water in bottom of remote sump to cover pump suction and strainer during operation. (12" would normally be sufficient.)

† Heaviest section is the coil section. **Weights shown are for 1g seismic design.**

*** Refrigerant charge is shown for R-717. Multiply by 1.93 for R-22 and 1.98 for R-134a.

Dimensions are subject to change. Do not use for pre-fabrication. Quantity of coil connections subject to change based on refrigerant and design conditions.

Engineering & Dimensions Data

eco-ATC-1159A to eco-ATC-1983A

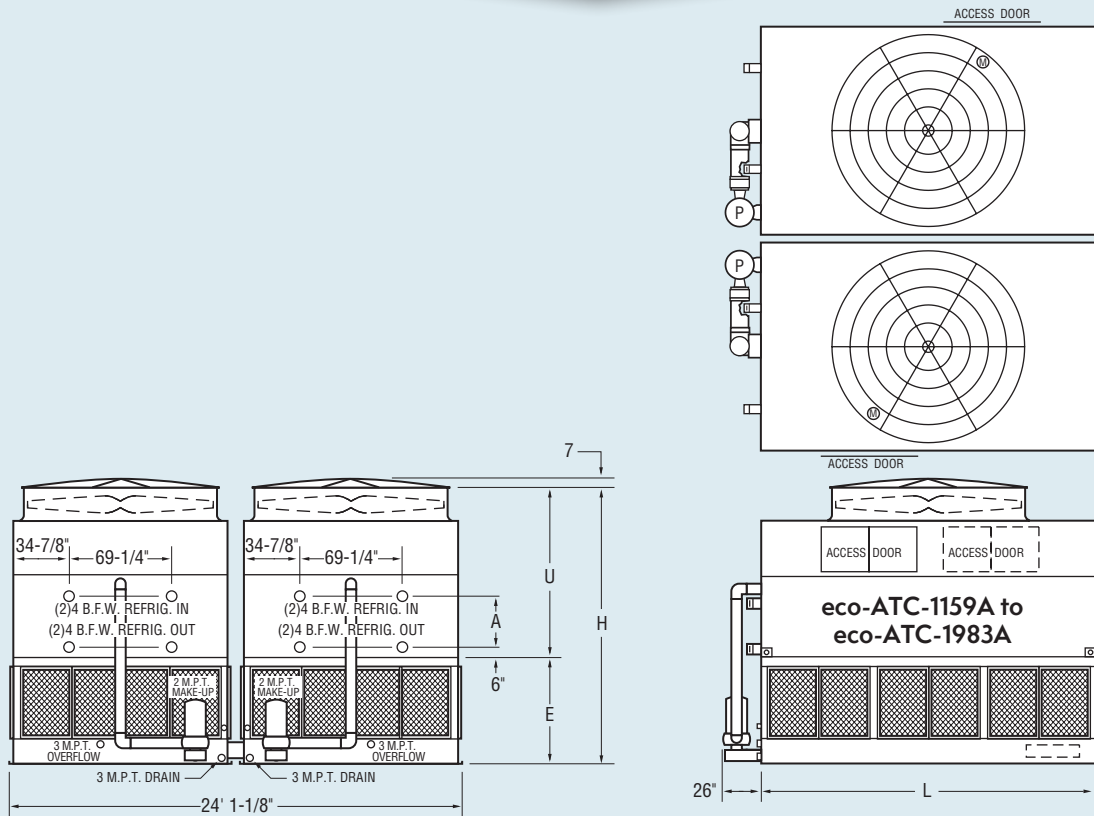


Table 35 Engineering Data

Model No.	R-717 Tons*	Fans		Weights†			Refrigerant Operating Charge lbs.**	Coil Volume ft ³	Spray Pump		Remote Pump			Dimensions				
		HP	CFM	Shipping	Operating	Heaviest Section†			HP	GPM	Gallons Req'd**	Conn. Size	Operating Weight	Height H	Upper U	Lower E	Coil A	Length L
eco-ATC-1159A	822	(2) 30	282,600	43,460	65,200	17,220	681	93	(2) 10	2800	1600	(2) 14"	51,800	15' 9-3/8"	7' 7-1/8"	8' 2-1/4"	13-3/4"	20' 0"
eco-ATC-1233A	875	(2) 40	311,000	43,780	65,520	17,380	681	93	(2) 10	2800	1600	(2) 14"	52,120	15' 9-3/8"	7' 7-1/8"	8' 2-1/4"	13-3/4"	20' 0"
eco-ATC-1364A	968	(2) 25	260,900	53,740	76,100	22,360	1002	137	(2) 10	2800	1600	(2) 14"	62,700	16' 5-7/8"	8' 3-5/8"	8' 2-1/4"	22-1/4"	20' 0"
eco-ATC-1419A	1007	(2) 30	277,200	53,840	76,200	22,410	1002	137	(2) 10	2800	1600	(2) 14"	62,800	16' 5-7/8"	8' 3-5/8"	8' 2-1/4"	22-1/4"	20' 0"
eco-ATC-1510A	1071	(2) 40	302,300	54,160	76,520	22,570	1002	137	(2) 10	2800	1600	(2) 14"	63,120	16' 5-7/8"	8' 3-5/8"	8' 2-1/4"	22-1/4"	20' 0"
eco-ATC-1607A	1140	(2) 30	269,000	64,320	87,300	27,650	1323	180	(2) 10	2800	1600	(2) 14"	73,900	17' 2-3/8"	9' 1/8"	8' 2-1/4"	30-3/4"	20' 0"
eco-ATC-1671A	1186	(2) 30	260,800	74,560	98,140	32,770	1645	224	(2) 10	2800	1600	(2) 14"	84,740	17' 10-7/8"	9' 8-5/8"	8' 2-1/4"	39-1/4"	20' 0"
eco-ATC-1709A	1213	(2) 40	293,600	64,640	87,620	27,810	1323	180	(2) 10	2800	1600	(2) 14"	74,220	17' 2-3/8"	9' 1/8"	8' 2-1/4"	30-3/4"	20' 0"
eco-ATC-1726A	1225	(2) 30	252,600	85,860	110,060	38,420	1966	268	(2) 10	2800	1600	(2) 14"	96,660	18' 7-3/8"	10' 5-1/8"	8' 2-1/4"	47-3/4"	20' 0"
eco-ATC-1837A	1303	(2) 40	275,800	86,180	110,380	38,580	1966	268	(2) 10	2800	1600	(2) 14"	96,980	18' 7-3/8"	10' 5-1/8"	8' 2-1/4"	47-3/4"	20' 0"
eco-ATC-1888A	1340	(2) 50	303,300	74,900	98,480	32,940	1645	224	(2) 10	2800	1600	(2) 14"	85,080	17' 10-7/8"	9' 8-5/8"	8' 2-1/4"	39-1/4"	20' 0"
eco-ATC-1917A	1360	(2) 50	293,600	86,200	110,400	38,590	1966	268	(2) 10	2800	1600	(2) 14"	97,000	18' 7-3/8"	10' 5-1/8"	8' 2-1/4"	47-3/4"	20' 0"
eco-ATC-1983A	1407	(2) 60	309,100	86,600	110,800	38,790	1966	268	(2) 10	2800	1600	(2) 14"	97,400	18' 7-3/8"	10' 5-1/8"	8' 2-1/4"	47-3/4"	20' 0"

* Tons at standard conditions: 96.3°F condensing, 20°F suction and 78°F W.B.

** Gallons shown is water in suspension in unit and piping. Allow for additional water in bottom of remote sump to cover pump suction and strainer during operation. (12" would normally be sufficient.)

† Heaviest section is the coil section. **Weights shown are for 1g seismic design.**

*** Refrigerant charge is shown for R-717. Multiply by 1.93 for R-22 and 1.98 for R-134a.

Dimensions are subject to change. Do not use for pre-fabrication. Quantity of coil connections subject to change based on refrigerant and design conditions.

Engineering & Dimensions Data

eco-ATC-1293A to eco-ATC-2515A

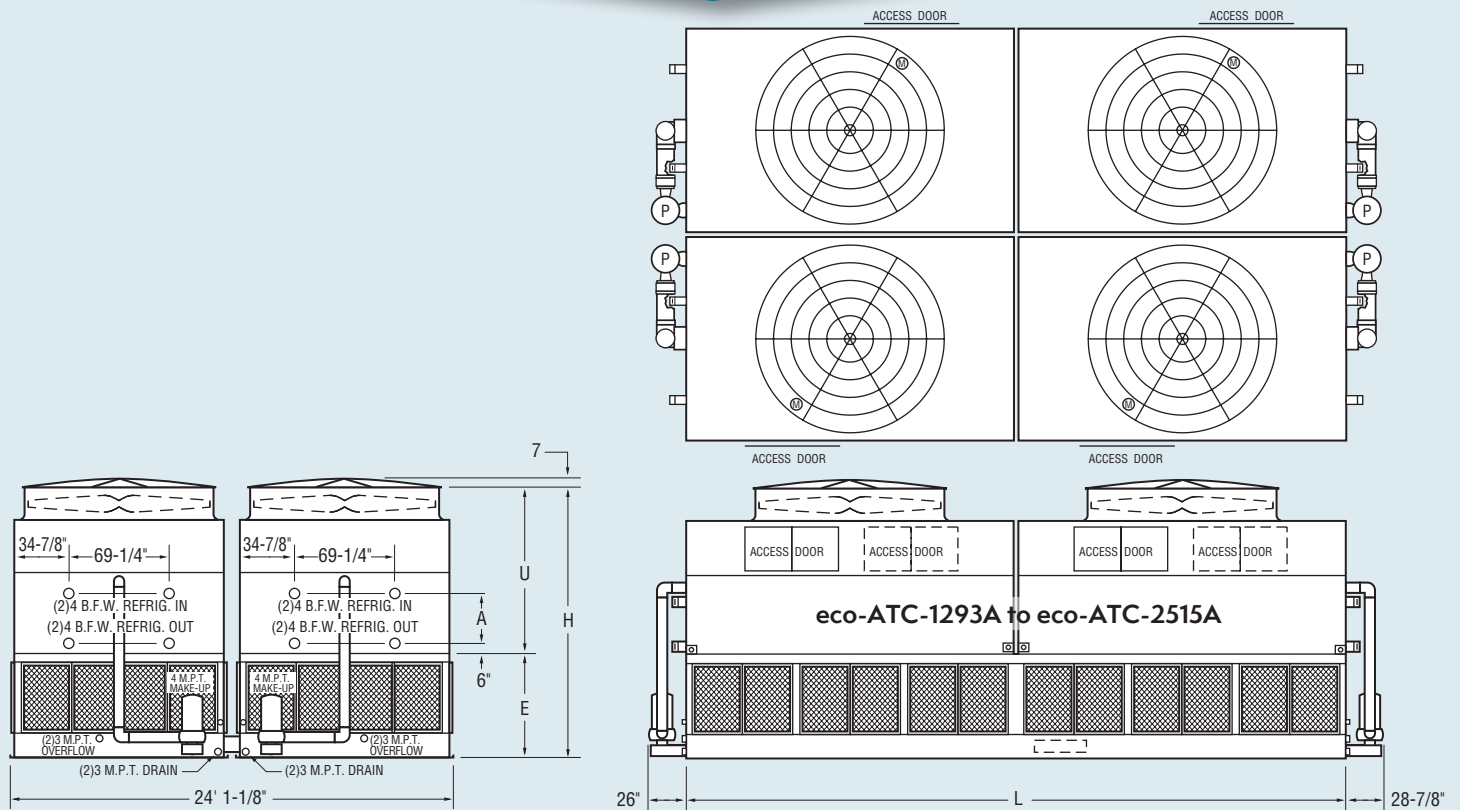


Table 36 Engineering Data

Model No.	R-717 Tons ^a	Fans		Weights [†]		Refrigerant Operating Charge lbs. ^{***}	Coil Volume ft ³	Spray Pump		Remote Pump		Dimensions						
		HP	CFM	Shipping	Operating			Heaviest Section [†]	HP	GPM	Gallons Req'd ^{**}	Conn. Size	Operating Weight	Height H	Upper U	Lower E	Coil A	Length L
eco-ATC-1293A	918	(4) 10	270,700	55,380	81,120	11,050	841	115	(4) 5	3200	1960	(4) 12"	65,060	15' 9-3/8"	7' 7-1/8"	8' 2-1/4"	13-3/4"	24' 2"
eco-ATC-1413A	1003	(4) 15	309,800	55,900	81,640	11,180	841	115	(4) 5	3200	1960	(4) 12"	65,580	15' 9-3/8"	7' 7-1/8"	8' 2-1/4"	13-3/4"	24' 2"
eco-ATC-1565A	1110	(4) 25	367,300	56,260	82,000	11,270	841	115	(4) 5	3200	1960	(4) 12"	65,940	15' 9-3/8"	7' 7-1/8"	8' 2-1/4"	13-3/4"	24' 2"
eco-ATC-1730A	1227	(4) 15	304,000	68,140	94,600	14,240	1223	167	(4) 5	3200	1960	(4) 12"	78,540	16' 5-7/8"	8' 3-5/8"	8' 2-1/4"	22-1/4"	24' 2"
eco-ATC-1782A	1264	(4) 10	257,900	80,380	107,600	17,300	1605	219	(4) 5	3200	1960	(4) 12"	91,540	17' 2-3/8"	9' 1/8"	8' 2-1/4"	30-3/4"	24' 2"
eco-ATC-1843A	1308	(4) 20	334,800	68,380	94,840	14,300	1223	167	(4) 5	3200	1960	(4) 12"	78,780	16' 5-7/8"	8' 3-5/8"	8' 2-1/4"	22-1/4"	24' 2"
eco-ATC-1892A	1342	(4) 10	250,300	92,500	120,440	20,330	1988	271	(4) 5	3200	1960	(4) 12"	104,380	17' 10-7/8"	9' 8-5/8"	8' 2-1/4"	39-1/4"	24' 2"
eco-ATC-1916A	1359	(4) 25	356,900	68,500	94,960	14,330	1223	167	(4) 5	3200	1960	(4) 12"	78,900	16' 5-7/8"	8' 3-5/8"	8' 2-1/4"	22-1/4"	24' 2"
eco-ATC-1933A	1371	(4) 10	242,700	105,340	134,000	23,540	2370	323	(4) 5	3200	1960	(4) 12"	117,940	18' 7-3/8"	10' 5-1/8"	8' 2-1/4"	47-3/4"	24' 2"
eco-ATC-1948A	1382	(4) 15	295,300	80,900	108,120	17,430	1605	219	(4) 5	3200	1960	(4) 12"	92,060	17' 2-3/8"	9' 1/8"	8' 2-1/4"	30-3/4"	24' 2"
eco-ATC-2068A	1467	(4) 15	286,600	93,020	120,960	20,460	1988	271	(4) 5	3200	1960	(4) 12"	104,900	17' 10-7/8"	9' 8-5/8"	8' 2-1/4"	39-1/4"	24' 2"
eco-ATC-2112A	1498	(4) 15	277,800	105,860	134,520	23,670	2370	323	(4) 5	3200	1960	(4) 12"	118,460	18' 7-3/8"	10' 5-1/8"	8' 2-1/4"	47-3/4"	24' 2"
eco-ATC-2157A	1530	(4) 25	346,400	81,260	108,480	17,520	1605	219	(4) 5	3200	1960	(4) 12"	92,420	17' 2-3/8"	9' 1/8"	8' 2-1/4"	30-3/4"	24' 2"
eco-ATC-2222A	1576	(4) 30	364,400	81,460	108,680	17,570	1605	219	(4) 5	3200	1960	(4) 12"	92,620	17' 2-3/8"	9' 1/8"	8' 2-1/4"	30-3/4"	24' 2"
eco-ATC-2291A	1625	(4) 25	336,000	93,380	121,320	20,550	1988	271	(4) 5	3200	1960	(4) 12"	105,260	17' 10-7/8"	9' 8-5/8"	8' 2-1/4"	39-1/4"	24' 2"
eco-ATC-2359A	1674	(4) 30	354,000	93,580	121,520	20,600	1988	271	(4) 5	3200	1960	(4) 12"	105,460	17' 10-7/8"	9' 8-5/8"	8' 2-1/4"	39-1/4"	24' 2"
eco-ATC-2410A	1710	(4) 30	342,900	106,420	135,080	23,810	2370	323	(4) 5	3200	1960	(4) 12"	119,020	18' 7-3/8"	10' 5-1/8"	8' 2-1/4"	47-3/4"	24' 2"
eco-ATC-2515A	1784	(4) 40	371,400	107,060	135,720	23,970	2370	323	(4) 5	3200	1960	(4) 12"	119,660	18' 7-3/8"	10' 5-1/8"	8' 2-1/4"	47-3/4"	24' 2"

* Tons at standard conditions: 96.3°F condensing, 20°F suction and 78°F W.B.

** Gallons shown is water in suspension in unit and piping. Allow for additional water in bottom of remote sump to cover pump suction and strainer during operation. (12" would normally be sufficient.)

† Heaviest section is the coil section. **Weights shown are for 1g seismic design.**

*** Refrigerant charge is shown for R-717. Multiply by 1.93 for R-22 and 1.98 for R-134a.

Dimensions are subject to change. Do not use for pre-fabrication. Quantity of coil connections subject to change based on refrigerant and design conditions.

eco-Saver Option: (Low Energy)

Engineering & Dimensions Data

eco-ATC-1493A to eco-ATC-2659A

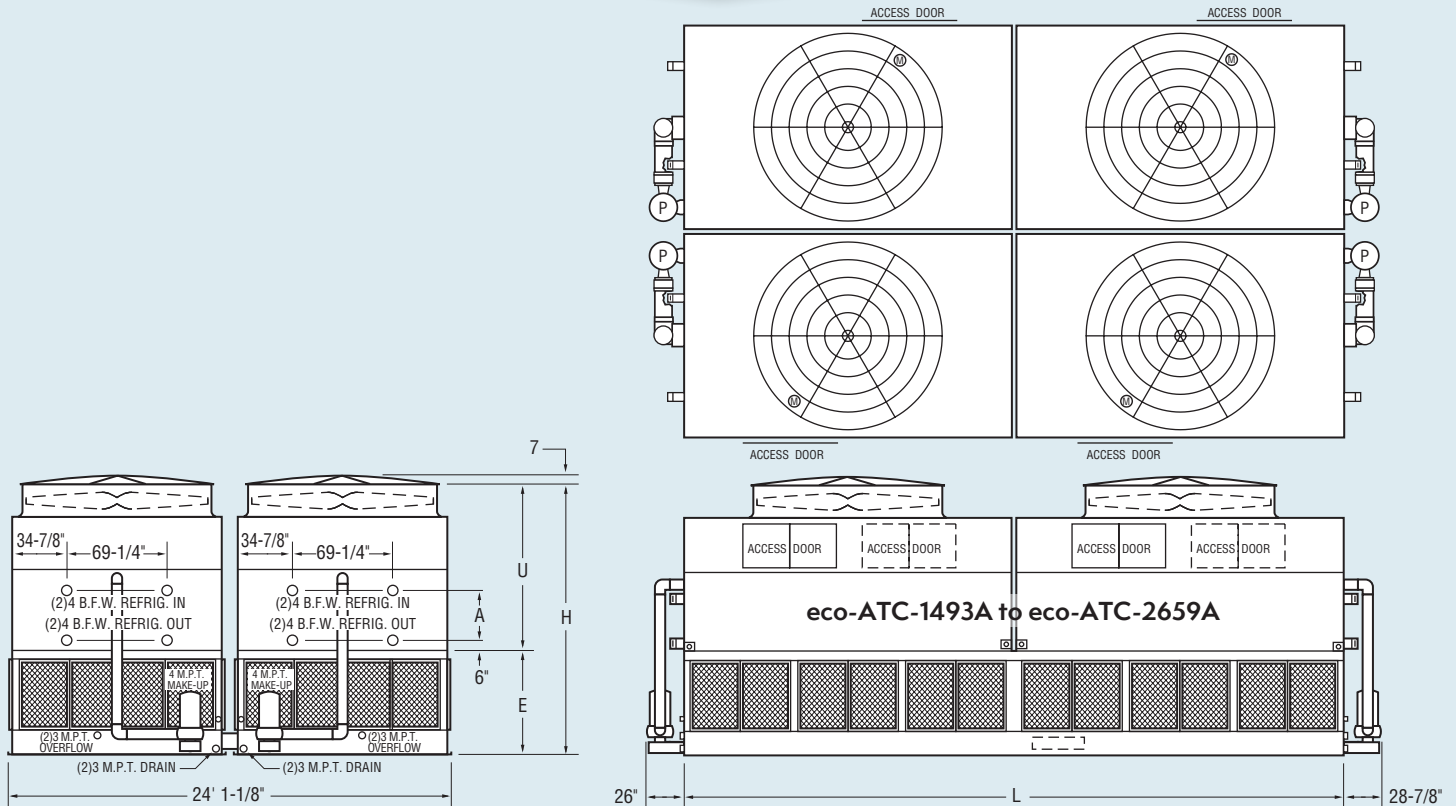


Table 37 Engineering Data

Model No.	R-717 Tons*	Fans		Weights†			Refrigerant Operating Charge lbs.***	Coil Volume ft ³	Spray Pump		Remote Pump			Dimensions				
		HP	CFM	Shipping	Operating	Heaviest Section†			HP	GPM	Gallons Req'd**	Conn. Size	Operating Weight	Height H	Upper U	Lower E	Coil A	Length L
eco-ATC-1493A	1059	(4) 15	337,800	62,600	93,020	12,540	971	132	(4) 5	3600	2280	(4) 12"	74,460	15' 9-3/8"	7' 7-1/8"	8' 2-1/4"	13-3/4"	28' 2"
eco-ATC-1583A	1123	(4) 20	371,800	62,840	93,260	12,600	971	132	(4) 5	3600	2280	(4) 12"	74,700	15' 9-3/8"	7' 7-1/8"	8' 2-1/4"	13-3/4"	28' 2"
eco-ATC-1657A	1176	(4) 25	400,500	62,960	93,380	12,630	971	132	(4) 5	3600	2280	(4) 12"	74,820	15' 9-3/8"	7' 7-1/8"	8' 2-1/4"	13-3/4"	28' 2"
eco-ATC-1707A	1211	(4) 30	425,600	63,160	93,580	12,680	971	132	(4) 5	3600	2280	(4) 12"	75,020	15' 9-3/8"	7' 7-1/8"	8' 2-1/4"	13-3/4"	28' 2"
eco-ATC-1828A	1297	(4) 15	332,100	77,240	108,540	16,200	1418	193	(4) 5	3600	2280	(4) 12"	89,980	16' 5-7/8"	8' 3-5/8"	8' 2-1/4"	22-1/4"	28' 2"
eco-ATC-1939A	1376	(4) 20	365,500	77,480	108,780	16,260	1418	193	(4) 5	3600	2280	(4) 12"	90,220	16' 5-7/8"	8' 3-5/8"	8' 2-1/4"	22-1/4"	28' 2"
eco-ATC-2029A	1440	(4) 25	392,900	77,600	108,900	16,290	1418	193	(4) 5	3600	2280	(4) 12"	90,340	16' 5-7/8"	8' 3-5/8"	8' 2-1/4"	22-1/4"	28' 2"
eco-ATC-2090A	1483	(4) 30	413,600	77,800	109,100	16,340	1418	193	(4) 5	3600	2280	(4) 12"	90,540	16' 5-7/8"	8' 3-5/8"	8' 2-1/4"	22-1/4"	28' 2"
eco-ATC-2191A	1554	(4) 20	354,800	92,360	124,500	19,980	1866	254	(4) 5	3600	2280	(4) 12"	105,940	17' 2-3/8"	9' 1/8"	8' 2-1/4"	30-3/4"	28' 2"
eco-ATC-2292A	1626	(4) 25	381,500	92,480	124,620	20,010	1866	254	(4) 5	3600	2280	(4) 12"	106,060	17' 2-3/8"	9' 1/8"	8' 2-1/4"	30-3/4"	28' 2"
eco-ATC-2361A	1675	(4) 30	401,600	92,680	124,820	20,060	1866	254	(4) 5	3600	2280	(4) 12"	106,260	17' 2-3/8"	9' 1/8"	8' 2-1/4"	30-3/4"	28' 2"
eco-ATC-2427A	1722	(4) 25	370,200	106,440	139,460	23,500	2313	315	(4) 5	3600	2280	(4) 12"	120,900	17' 10-7/8"	9' 8-5/8"	8' 2-1/4"	39-1/4"	28' 2"
eco-ATC-2473A	1754	(4) 25	358,800	122,600	156,460	27,540	2761	376	(4) 5	3600	2280	(4) 12"	137,900	18' 7-3/8"	10' 5-1/8"	8' 2-1/4"	47-3/4"	28' 2"
eco-ATC-2500A	1774	(4) 30	389,500	106,640	139,660	23,550	2313	315	(4) 5	3600	2280	(4) 12"	121,100	17' 10-7/8"	9' 8-5/8"	8' 2-1/4"	39-1/4"	28' 2"
eco-ATC-2548A	1808	(4) 30	377,500	122,800	156,660	27,590	2761	376	(4) 5	3600	2280	(4) 12"	138,100	18' 7-3/8"	10' 5-1/8"	8' 2-1/4"	47-3/4"	28' 2"
eco-ATC-2609A	1851	(4) 40	422,300	107,280	140,300	23,710	2313	315	(4) 5	3600	2280	(4) 12"	121,740	17' 10-7/8"	9' 8-5/8"	8' 2-1/4"	39-1/4"	28' 2"
eco-ATC-2659A	1886	(4) 40	408,900	123,440	157,300	27,750	2761	376	(4) 5	3600	2280	(4) 12"	138,740	18' 7-3/8"	10' 5-1/8"	8' 2-1/4"	47-3/4"	28' 2"

* Tons at standard conditions: 96.3°F condensing, 20°F suction and 78°F W.B.

** Gallons shown is water in suspension in unit and piping. Allow for additional water in bottom of remote sump to cover pump suction and strainer during operation. (12" would normally be sufficient.)

† Heaviest section is the coil section. **Weights shown are for 1g seismic design.**

*** Refrigerant charge is shown for R-717. Multiply by 1.93 for R-22 and 1.98 for R-134a.

Dimensions are subject to change. Do not use for pre-fabrication. Quantity of coil connections subject to change based on refrigerant and design conditions.

Engineering & Dimensions Data

eco-ATC-2182A to eco-ATC-3583A

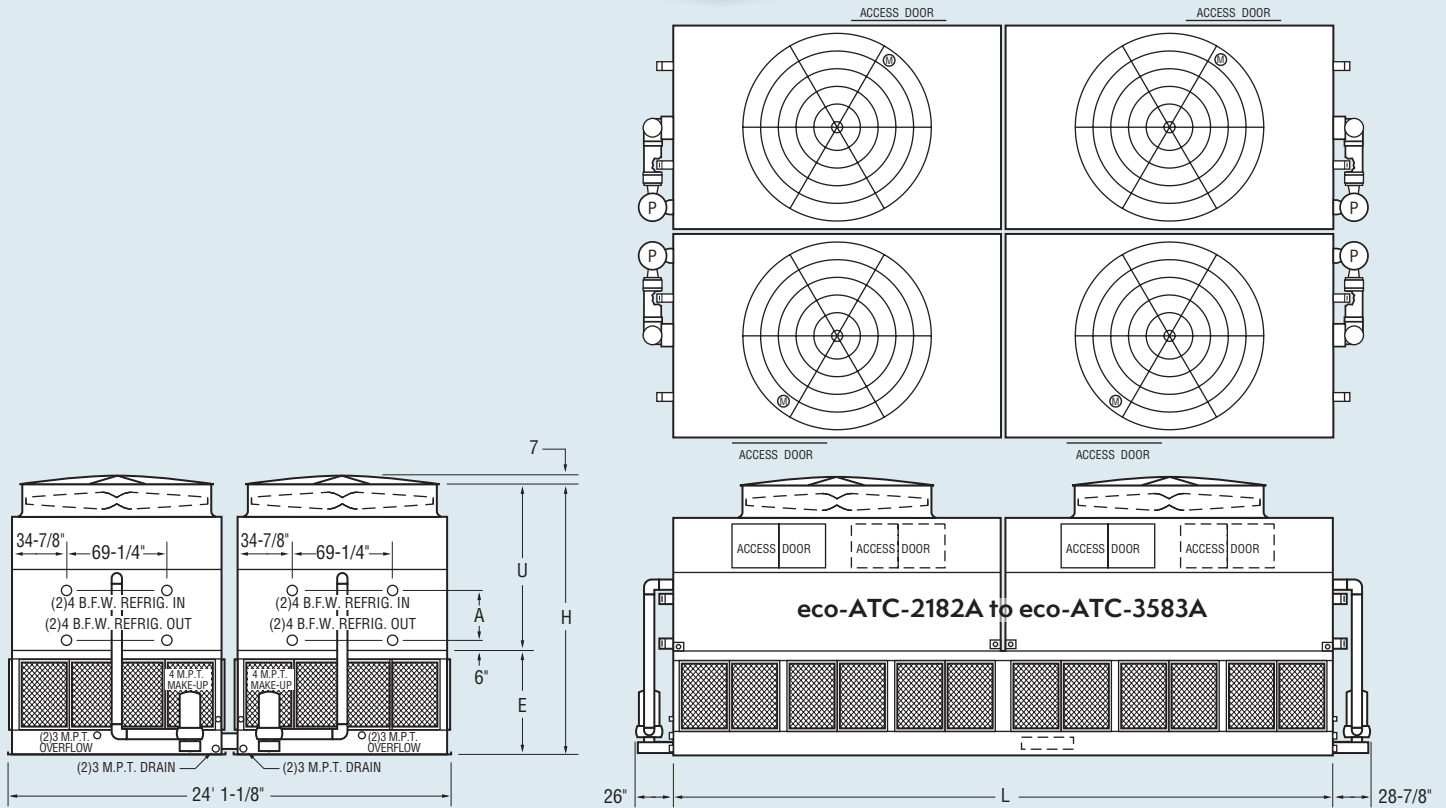


Table 38 Engineering Data

Model No.	R-717 Tons*	Fans		Weights†			Refrigerant Operating Charge lbs.**	Coil Volume ft ³	Spray Pump		Remote Pump			Dimensions				
		HP	CFM	Shipping	Operating	Heaviest Section†			HP	GPM	Gallons Req'd**	Conn. Size	Operating Weight	Height H	Upper U	Lower E	Coil A	Length L
eco-ATC-2182A	1548	(4) 30	525,800	79,320	118,280	15,880	1231	168	(4) 7.5	4800	2880	(4) 12"	94,500	15' 93/8"	7' 7-1/8"	8' 2-1/4"	13-3/4"	36' 2-1/2"
eco-ATC-2423A	1719	(4) 20	446,500	97,320	137,360	20,380	1809	246	(4) 7.5	4800	2880	(4) 12"	113,580	16' 5-7/8"	8' 3-5/8"	8' 2-1/4"	22-1/4"	36' 2-1/2"
eco-ATC-2510A	1781	(4) 15	394,100	116,120	157,280	25,080	2386	325	(4) 7.5	4800	2880	(4) 12"	133,500	17' 2-3/8"	9' 1/8"	8' 2-1/4"	30-3/4"	36' 2-1/2"
eco-ATC-2557A	1814	(4) 25	481,000	97,440	137,480	20,410	1809	246	(4) 7.5	4800	2880	(4) 12"	113,700	16' 5-7/8"	8' 3-5/8"	8' 2-1/4"	22-1/4"	36' 2-1/2"
eco-ATC-2671A	1895	(4) 30	511,100	97,640	137,680	20,460	1809	246	(4) 7.5	4800	2880	(4) 12"	113,900	16' 5-7/8"	8' 3-5/8"	8' 2-1/4"	22-1/4"	36' 2-1/2"
eco-ATC-2696A	1913	(4) 15	381,800	134,520	176,800	29,680	2964	404	(4) 7.5	4800	2880	(4) 12"	153,020	17' 10-7/8"	9' 8-5/8"	8' 2-1/4"	39-1/4"	36' 2-1/2"
eco-ATC-2717A	1927	(4) 20	433,700	116,360	157,520	25,140	2386	325	(4) 7.5	4800	2880	(4) 12"	133,740	17' 2-3/8"	9' 1/8"	8' 2-1/4"	30-3/4"	36' 2-1/2"
eco-ATC-2747A	1949	(4) 15	370,200	153,120	196,520	34,330	3542	483	(4) 7.5	4800	2880	(4) 12"	172,740	18' 7-3/8"	10' 5-1/8"	8' 2-1/4"	47-3/4"	36' 2-1/2"
eco-ATC-2888A	2049	(4) 25	466,400	116,480	157,640	25,170	2386	325	(4) 7.5	4800	2880	(4) 12"	133,860	17' 2-3/8"	9' 1/8"	8' 2-1/4"	30-3/4"	36' 2-1/2"
eco-ATC-2939A	2085	(4) 20	407,400	153,360	196,760	34,390	3542	483	(4) 7.5	4800	2880	(4) 12"	172,980	18' 7-3/8"	10' 5-1/8"	8' 2-1/4"	47-3/4"	36' 2-1/2"
eco-ATC-3018A	2141	(4) 30	496,500	116,680	157,840	25,220	2386	325	(4) 7.5	4800	2880	(4) 12"	134,060	17' 2-3/8"	9' 1/8"	8' 2-1/4"	30-3/4"	36' 2-1/2"
eco-ATC-3185A	2259	(4) 30	481,000	135,080	177,360	29,820	2964	404	(4) 7.5	4800	2880	(4) 12"	153,580	17' 10-7/8"	9' 8-5/8"	8' 2-1/4"	39-1/4"	36' 2-1/2"
eco-ATC-3239A	2298	(4) 30	466,400	153,680	197,080	34,470	3542	483	(4) 7.5	4800	2880	(4) 12"	173,300	18' 7-3/8"	10' 5-1/8"	8' 2-1/4"	47-3/4"	36' 2-1/2"
eco-ATC-3374A	2393	(4) 40	522,300	135,720	178,000	29,980	2964	404	(4) 7.5	4800	2880	(4) 12"	154,220	17' 10-7/8"	9' 8-5/8"	8' 2-1/4"	39-1/4"	36' 2-1/2"
eco-ATC-3431A	2434	(4) 40	506,000	154,320	197,720	34,630	3542	483	(4) 7.5	4800	2880	(4) 12"	173,940	18' 7-3/8"	10' 5-1/8"	8' 2-1/4"	47-3/4"	36' 2-1/2"
eco-ATC-3583A	2542	(4) 50	538,700	154,360	197,760	34,640	3542	483	(4) 7.5	4800	2880	(4) 12"	173,980	18' 7-3/8"	10' 5-1/8"	8' 2-1/4"	47-3/4"	36' 2-1/2"

* Tons at standard conditions: 96.3°F condensing, 20°F suction and 78°F W.B.

** Gallons shown is water in suspension in unit and piping. Allow for additional water in bottom of remote sump to cover pump suction and strainer during operation. (12" would normally be sufficient.)

† Heaviest section is the coil section. **Weights shown are for 1g seismic design.**

*** Refrigerant charge is shown for R-717. Multiply by 1.93 for R-22 and 1.98 for R-134a.

Dimensions are subject to change. Do not use for pre-fabrication. Quantity of coil connections subject to change based on refrigerant and design conditions.

eco-Saver Option: (Low Energy)

Engineering & Dimensions Data

eco-ATC-2247A to eco-ATC-3846A

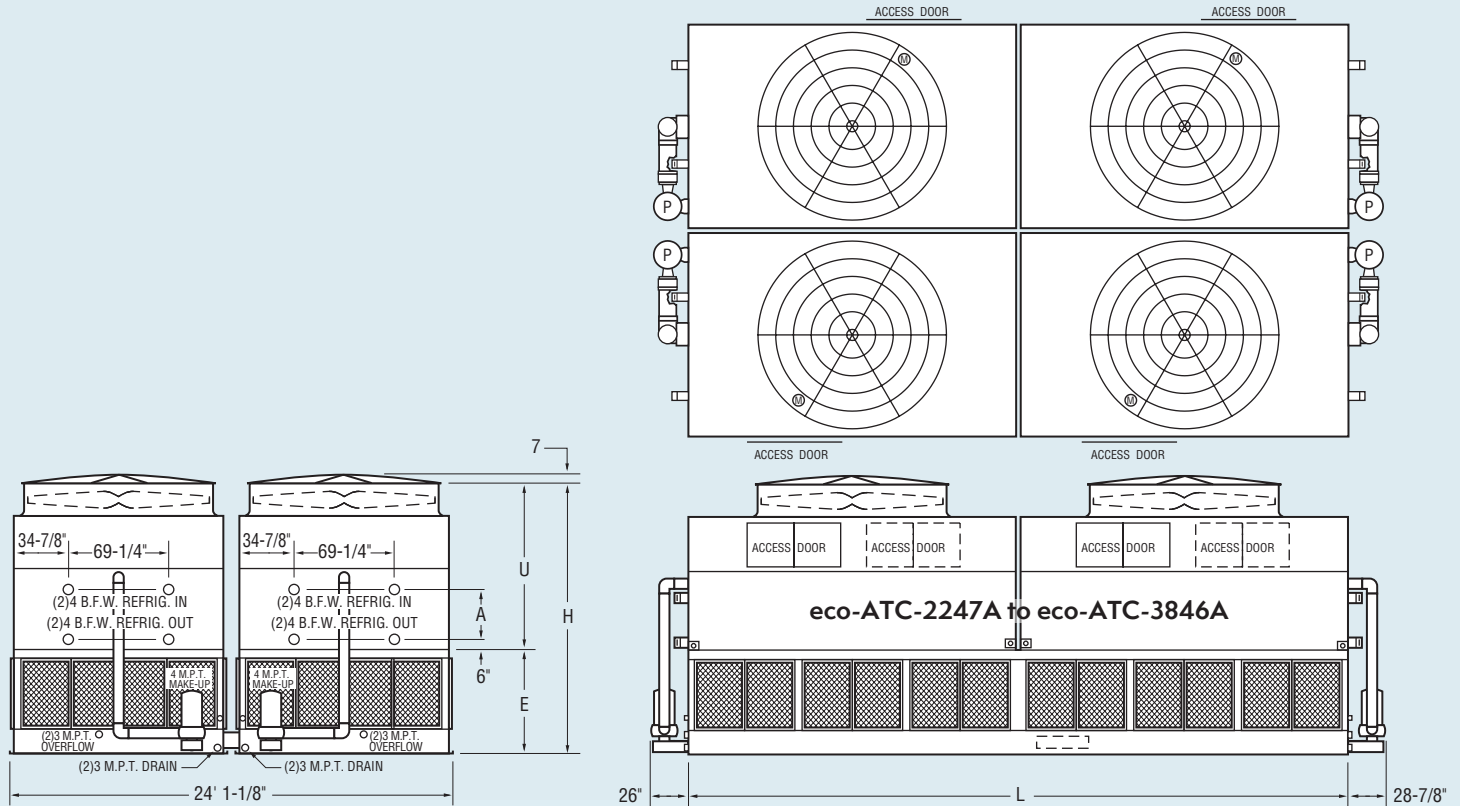


Table 39 Engineering Data

Model No.	R-717 Tons*	Fans		Weights†			Refrigerant Operating Charge lbs.**	Coil Volume ft ³	Spray Pump		Remote Pump			Dimensions				
		HP	CFM	Shipping	Operating	Heaviest Section†			HP	GPM	Gallons Req'd**	Conn. Size	Operating Weight	Height H	Upper U	Lower E	Coil A	Length L
eco-ATC-2247A	1594	(4) 30	556,600	87,020	130,680	17,220	1361	185	(4) 10	5600	3200	(4) 14"	103,580	15' 9-3/8"	7' 7-1/8"	8' 2-1/4"	13-3/4"	40' 2-1/2"
eco-ATC-2391A	1696	(4) 40	612,700	87,660	131,320	17,380	1361	185	(4) 10	5600	3200	(4) 14"	104,220	15' 9-3/8"	7' 7-1/8"	8' 2-1/4"	13-3/4"	40' 2-1/2"
eco-ATC-2752A	1952	(4) 30	546,100	107,780	152,680	22,410	2004	273	(4) 10	5600	3200	(4) 14"	125,580	16' 5-7/8"	8' 3-5/8"	8' 2-1/4"	22-1/4"	40' 2-1/2"
eco-ATC-2928A	2077	(4) 40	595,500	108,420	153,320	22,570	2004	273	(4) 10	5600	3200	(4) 14"	126,220	16' 5-7/8"	8' 3-5/8"	8' 2-1/4"	22-1/4"	40' 2-1/2"
eco-ATC-3116A	2210	(4) 30	529,900	128,740	174,880	27,650	2647	361	(4) 10	5600	3200	(4) 14"	147,780	17' 2-3/8"	9' 1/8"	8' 2-1/4"	30-3/4"	40' 2-1/2"
eco-ATC-3169A	2248	(4) 25	483,400	149,020	196,360	32,720	3290	448	(4) 10	5600	3200	(4) 14"	169,260	17' 10-7/8"	9' 8-5/8"	8' 2-1/4"	39-1/4"	40' 2-1/2"
eco-ATC-3296A	2338	(4) 30	513,700	149,220	196,560	32,770	3290	448	(4) 10	5600	3200	(4) 14"	169,460	17' 10-7/8"	9' 8-5/8"	8' 2-1/4"	39-1/4"	40' 2-1/2"
eco-ATC-3315A	2352	(4) 40	578,400	129,380	175,520	27,810	2647	361	(4) 10	5600	3200	(4) 14"	148,420	17' 2-3/8"	9' 1/8"	8' 2-1/4"	30-3/4"	40' 2-1/2"
eco-ATC-3348A	2375	(4) 30	497,500	171,820	220,400	38,420	3932	536	(4) 10	5600	3200	(4) 14"	193,300	18' 7-3/8"	10' 5-1/8"	8' 2-1/4"	47-3/4"	40' 2-1/2"
eco-ATC-3507A	2488	(4) 40	561,300	149,860	197,200	32,930	3290	448	(4) 10	5600	3200	(4) 14"	170,100	17' 10-7/8"	9' 8-5/8"	8' 2-1/4"	39-1/4"	40' 2-1/2"
eco-ATC-3562A	2527	(4) 40	543,200	172,460	221,040	38,580	3932	536	(4) 10	5600	3200	(4) 14"	193,940	18' 7-3/8"	10' 5-1/8"	8' 2-1/4"	47-3/4"	40' 2-1/2"
eco-ATC-3661A	2597	(4) 50	597,400	149,900	197,240	32,940	3290	448	(4) 10	5600	3200	(4) 14"	170,140	17' 10-7/8"	9' 8-5/8"	8' 2-1/4"	39-1/4"	40' 2-1/2"
eco-ATC-3719A	2638	(4) 50	578,400	172,500	221,080	38,590	3932	536	(4) 10	5600	3200	(4) 14"	193,980	18' 7-3/8"	10' 5-1/8"	8' 2-1/4"	47-3/4"	40' 2-1/2"
eco-ATC-3846A	2728	(4) 60	608,900	173,300	221,880	38,790	3932	536	(4) 10	5600	3200	(4) 14"	194,780	18' 7-3/8"	10' 5-1/8"	8' 2-1/4"	47-3/4"	40' 2-1/2"

* Tons at standard conditions: 96.3°F condensing, 20°F suction and 78°F W.B.

** Gallons shown is water in suspension in unit and piping. Allow for additional water in bottom of remote sump to cover pump suction and strainer during operation. (12" would normally be sufficient.)

† Heaviest section is the coil section. **Weights shown are for 1g seismic design.**

*** Refrigerant charge is shown for R-717. Multiply by 1.93 for R-22 and 1.98 for R-134a.

Dimensions are subject to change. Do not use for pre-fabrication. Quantity of coil connections subject to change based on refrigerant and design conditions.

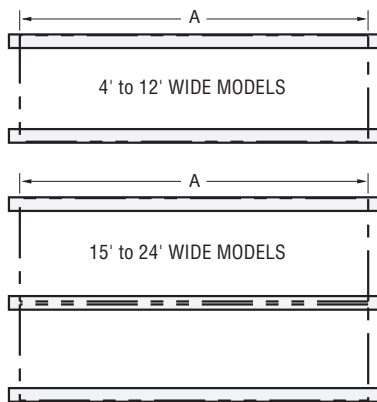
eco-ATC-A Steel Support

EVAPCO eco-ATC-A condensers are designed to be supported with structural "I" beams located under the outer flanges and running the entire length of the unit. Mounting holes, 3/4" in diameter, are located in the bottom channels of the pan section to provide for bolting to the structural steel. (Refer to certified drawings from the factory for bolt hole locations.)

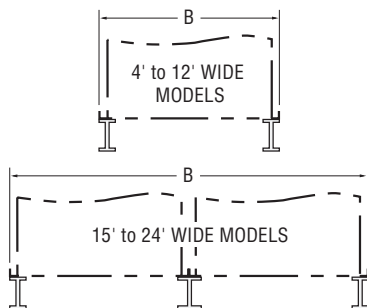
Beams should be level to within 1/8" in 6' before setting the unit in place. Do not level the unit by shimming between it and the "I" beams as this will not provide proper longitudinal support.

NOTE: Consult IBC for required steel support layout and structural design.

Plan Views



End Elevations



eco-ATC-A Steel Support

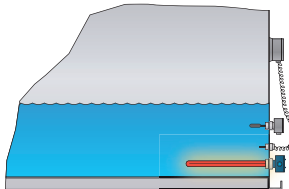
4' Wide Models	A	B
eco-ATC-66A to 89A	5' 11-7/8"	4' 1/4"
eco-ATC-105A to 127A	8' 11-1/2"	4' 1/4"
eco-ATC-146A to 179A	11' 11-3/4"	4' 1/4"
7' 4" Wide Models	A	B
eco-ATC-201A to 274A	8' 11-1/2"	7' 4"
eco-ATC-296A to 368A	11' 11-3/4"	7' 4"
eco-ATC-307A to 446A	13' 11-3/4"	7' 4"
eco-ATC-402A to 548A	18'	7' 4"
eco-ATC-595A to 736A	24' 2"	7' 4"
eco-ATC-615A to 892A	28' 2"	7' 4"
eco-ATC-806A to 1096A	36' 2-1/2"	7' 4"
8-1/2' Wide Models	A	B
eco-ATC-122A to 263A	8' 5-1/2"	7' 5-7/8"
eco-ATC-160A to 326A	8' 11-1/2"	8' 5-1/2"
eco-ATC-205A to 394A	10' 5-1/2"	8' 5-1/2"
eco-ATC-225A to 434A	11' 11-3/4"	8' 5-1/2"
eco-ATC-269A to 504A	13' 11-3/4"	8' 5-1/2"
eco-ATC-395A to 671A	18'	8' 5-1/2"
eco-ATC-451A to 804A	21'	8' 5-1/2"
eco-ATC-444A to 862A	24' 2"	8' 5-1/2"
eco-ATC-590A to 1013A	28' 2"	8' 5-1/2"
17' Wide Models	A	B
eco-ATC-441A to 857A	11' 11-3/4"	17' 4-1/8"
eco-ATC-528A to 988A	13' 11-3/4"	17' 4-1/8"
10' Wide Models	A	B
eco-ATC-300A to 501A	11' 11-3/4"	9' 9-3/4"
eco-ATC-391A to 694A	18'	9' 9-3/4"
eco-ATC-642A to 1002A	24' 2"	9' 9-3/4"
eco-ATC-879A to 1388A	36' 2-1/2"	9' 9-3/4"
12' Wide Models	A	B
eco-ATC-325A to 632A	11' 11-3/4"	11' 10"
eco-ATC-408A to 685A	13' 11-3/4"	11' 10"
eco-ATC-432A to 923A	18'	11' 10"
eco-ATC-585A to 1001A	20'	11' 10"
eco-ATC-650A to 1263A	24' 2"	11' 10"
eco-ATC-770A to 1369A	28' 2"	11' 10"
eco-ATC-1020A to 1847A	36' 2-1/2"	11' 10"
eco-ATC-1120A to 1993A	40' 2-1/2"	11' 10"
15' Wide Models	A	B
eco-ATC-403A to 547A	8' 11-1/2"	15' 1-1/8"
eco-ATC-594A to 735A	11' 11-3/4"	15' 1-1/8"
eco-ATC-614A to 891A	13' 11-3/4"	15' 1-1/8"
eco-ATC-805A to 1095A	18'	15' 1-1/8"
24' Wide Models	A	B
eco-ATC-710A to 1264A	11' 11-3/4"	24' 1-1/8"
eco-ATC-816A to 1370A	13' 11-3/4"	24' 1-1/8"
eco-ATC-1021A to 1848A	18'	24' 1-1/8"
eco-ATC-1159A to 1983A	20'	24' 1-1/8"
eco-ATC-1293A to 2515A	24' 2"	24' 1-1/8"
eco-ATC-1493A to 2659A	28' 2"	24' 1-1/8"
eco-ATC-2182A to 3583A	36' 2-1/2"	24' 1-1/8"
eco-ATC-2247A to 3846A	40' 2-1/2"	24' 1-1/8"

eco-ATC-A Optional Equipment

Electric Heaters

Electric immersion heaters are available, factory installed, in the basin of the condenser. They are sized to maintain a +40° F pan water temperature with the fans off and an ambient air temperature of 0°F, -20°F or -40°F. They are furnished with a thermostat to cycle the heater on, when required, and a low water protection device to prevent the heater elements from energizing unless they are completely submerged.


All components are in weatherproof enclosures for outdoor use. The heater power contactors and electric wiring are not included as standard.



eco-ATC-A Heater Sizes (kW)			
Models	0°F	-20°F	-40°F
eco-ATC-66A to 89A	3	4	5
eco-ATC-105A to 127A	4	5	7
eco-ATC-146A to 179A	5	7	9
eco-ATC-201A to 274A	6	8	(2) 6
eco-ATC-296A to 368A	(2) 4	(2) 6	(2) 8
eco-ATC-307A to 446A	(2) 5	(2) 7	(2) 9
eco-ATC-402A to 548A	(2) 6	(2) 8	(2) 12
eco-ATC-595A to 736A	(4) 4	(4) 6	(4) 8
eco-ATC-615A to 892A	(4) 5	(4) 7	(4) 9
eco-ATC-806A to 1096A	(4) 6	(4) 8	(4) 12
eco-ATC-122A to 263A	6	8	12
eco-ATC-160A to 326A	7	10	15
eco-ATC-205A to 394A	8	12	15
eco-ATC-225A to 434A	(2) 4	(2) 7	(2) 9
eco-ATC-269A to 504A	(2) 5	(2) 7	(2) 10
eco-ATC-395A to 671A	(2) 6	(2) 9	(2) 12
eco-ATC-451A to 804A	(2) 7	(2) 12	(2) 15
eco-ATC-444A to 862A	(4) 4	(4) 7	(4) 9
eco-ATC-590A to 1013A	(4) 5	(4) 7	(4) 10
eco-ATC-441A to 857A	(4) 4	(4) 7	(4) 9
eco-ATC-528A to 988A	(4) 5	(4) 7	(4) 10
eco-ATC-300A to 501A	(2) 5	(2) 8	(2) 10
eco-ATC-391A to 694A	(2) 7	(2) 12	(2) 15
eco-ATC-642A to 1002A	(4) 5	(4) 8	(4) 10
eco-ATC-879A to 1388A	(4) 7	(4) 12	(4) 15
eco-ATC-325A to 632A	(2) 6	(2) 9	(2) 12
eco-ATC-408A to 685A	(2) 7	(2) 10	(2) 15
eco-ATC-432A to 923A	(2) 9	(2) 15	(2) 18
eco-ATC-585A to 1001A	(2) 10	(2) 15	(3) 15
eco-ATC-650A to 1263A	(4) 6	(4) 9	(4) 12
eco-ATC-770A to 1369A	(4) 7	(4) 10	(4) 15
eco-ATC-1020A to 1847A	(4) 9	(4) 15	(4) 18
eco-ATC-1120A to 1993A	(4) 10	(4) 15	(6) 15
eco-ATC-403A to 547A	(2) 6	(2) 8	(4) 6
eco-ATC-594A to 735A	(4) 4	(4) 6	(4) 8
eco-ATC-614A to 891A	(4) 5	(4) 7	(4) 9
eco-ATC-805A to 1095A	(4) 6	(4) 8	(4) 12
eco-ATC-710A to 1264A	(4) 6	(4) 9	(4) 12
eco-ATC-816A to 1370A	(4) 7	(4) 10	(4) 15
eco-ATC-1021A to 1848A	(4) 9	(4) 15	(4) 18
eco-ATC-1159A to 1983A	(4) 10	(4) 15	(4) 20
eco-ATC-1293A to 2515A	(4) 12	(4) 18	(6) 15
eco-ATC-1493A to 2659A	(4) 15	(4) 20	(6) 18
eco-ATC-2182A to 3583A	(4) 18	(6) 18	(8) 18
eco-ATC-2247A to 3846A	(4) 20	(6) 20	(8) 20

Water Treatment Solutions

Pulse~Pure® Non-Chemical Treatment



U.S. Patent No. 7,704,364

Pulse~Pure® is an environmentally sensitive, non-chemical water treatment system for evaporative condensers. Developed by EVAPCO, Pulse~Pure® offers an alternative to chemical water treatment programs. Utilizing pulse-power technology, Pulse~Pure® provides chemical-free treatment that is environmentally safe.


Smart Shield® Solid Chemistry Water Treatment System

EVAPCO's SmartShield® solid chemistry water treatment system is an innovative solution to conventional liquid chemical programs. SmartShield® was developed specifically for evaporative condensers and closed circuit coolers. The system comes factory mounted and includes all the components required for an effective water treatment system. Solid products eliminate the potential for liquid spills making it easier and safer to use. Controlled release chemistry provides uniform treatment over a 30 day period.



Self-Supporting Service Platforms

Condensers are available with self-supporting service platforms that include access ladders which are designed for easy field installation. This option offers significant savings in comparison to field constructed, externally supported catwalks. The Evapco service platform option is located at each maintenance access door.



eco-ATC-A Condenser with Optional Service Platform and Motor Davit

Motor Davit

In the event that a fan motor should need to be replaced, a lightweight motor davit is available from which a chain fall can be mounted to easily lower the motor to the ground.

eco-ATC-A Optional Equipment

Electric Water Level Control


Evaporative condensers may be ordered with an electric water level control in lieu of the standard mechanical float and make-up assembly. This package provides accurate control of water levels and does not require field adjustment.



Sound Reduction Options


Super Low Sound Fan

EVAPCO's Super Low Sound Fan utilizes an extremely wide chord blade design and is ideal for low energy, sound sensitive installations without sacrificing thermal performance. This revolutionary technology is one-piece molded, heavy duty fiberglass reinforced polyester hub and blade construction utilizing a forward swept blade design. The Super Low Sound Fan is capable of reducing the unit sound pressure levels 9 dB(A) to 15 dB(A) depending on specific unit selection and measurement location.



Water Silencer

The water silencer option, constructed of lightweight PVC sections, is located in the falling water area of the cold water basin. This option will reduce the overall sound levels 4 dB(A) to 7 dB(A), measured 5 ft. from the side or end of the unit, with no impact on unit thermal performance. This option will also reduce the overall sound levels 9 dB(A) to 12 dB(A) when operating the condenser with the fans off and water circulating.

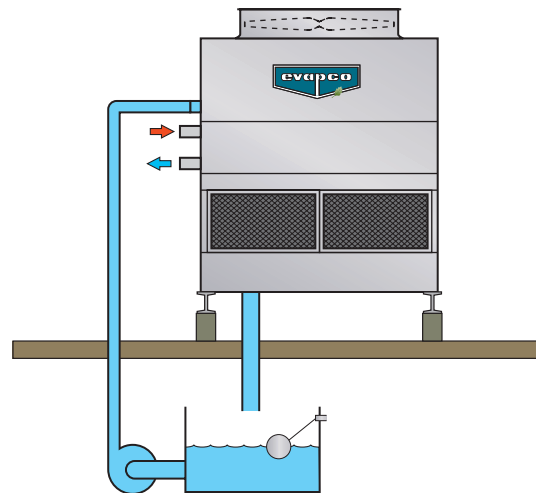


Stainless Steel Basin

eco-ATC-A condensers are available with an inexpensive all stainless steel basin section. This provides superior corrosion resistance over other materials of construction.

Remote Sump Configuration

For units operating in areas where temperatures may be very low, or where low temperatures may occur during periods when the unit is not operating, a sump located inside the building is the preferred means of ensuring that the basin water will not freeze. For these applications, the condenser will be supplied without the spray pump, suction strainers and all associated piping, but with an oversized bottom outlet.



Multiple Circuit Coils

Condensers may be supplied with multiple circuit coils to match various system requirements, such as split systems, or if a glycol or water circuit is desired for compressor head cooling.

Additional Options Available – Please contact your local EVAPCO Sales Representative or the EVAPCO factory for assistance.

eco-ATC-A Application

Design

EVAPCO units are heavy-duty construction and designed for long trouble-free operation. Proper equipment selection, installation and maintenance are, however, necessary to ensure good unit performance. Some of the major considerations in the application of a condenser are presented below. For additional information, contact the factory.

Structural Steel Support

The method of support for EVAPCO condensers is two structural "I" beams located under the outer flanges and running the entire length of the unit. Mounting holes, 3/4" in diameter, are located in the bottom channels of the pan section to provide for bolting to the structural steel; refer to certified drawings from the factory for bolt hole locations.

Beams should be level to within 1/8" in 6' before setting the unit in place. Do not level the unit by shimming between it and the "I" beams as this will not provide proper longitudinal support.

NOTE: Consult IBC for required steel support layout and structural design.

Air Circulation

In reviewing the system design and unit location, it is important that proper air circulation be provided. The best location is on an unobstructed roof top or on ground level away from walls and other barriers. Care must be taken when locating condensers in wells or enclosures or next to high walls. The potential for recirculation of hot, moist discharge air back into the fan intake exists. Recirculation raises the wet bulb temperature of the entering air causing the condensing pressure to rise above the design. For these cases, a discharge hood or ductwork should be provided to raise the overall unit height even with the adjacent wall, thereby reducing the chance of recirculation. Good engineering practice dictates that the evaporative condenser's discharge air not be directed or located close to, or in the vicinity of, building air intakes. Engineering assistance is available from the factory to identify potential recirculation problems and recommend solutions.

For additional information regarding layout of evaporative condensers, see EVAPCO Bulletin entitled "Equipment Layout".

Piping

Condenser piping should be designed and installed in accordance with generally accepted engineering practice. All piping should be anchored by properly designed hangers and supports with allowance made for possible expansion and contraction. No external loads should be placed upon condenser connections, nor should any of the pipe supports be anchored to the unit framework. For additional information concerning refrigerant pipe sizing and layout, see EVAPCO Bulletin entitled "Piping Evaporative Condensers".

Maintaining the Recirculated Water System

The heat rejection in a condenser is accomplished by the evaporation of a portion of the recirculated spray water. As this water evaporates, it leaves behind all of its mineral content and impurities. Therefore, it is important to bleed-off an amount of water equal to that which is evaporated to prevent the build-up of these impurities. If this is not done, the mineral or the acidic nature of the water will continue to increase. This will ultimately result in heavy scaling or a corrosive condition.

Bleed-off

Each unit supplied with a pump mounted on the side is furnished with a clear bleed line for visual inspection and a valve which, when fully open, will bleed-off the proper amount of water. If the make-up water supplying the unit is relatively free of impurities, it may be possible to cut back the bleed, but the unit must be checked frequently to make sure scale is not forming. Make-up water pressure should be maintained between 20 and 50 psig.

Water Treatment

A proper water treatment program is an essential part of routine maintenance in order to help assure proper operation and longevity of the unit. To help prevent the formation of "white rust", the interior of the unit should be passivated during start-up and monitored periodically as part of the water treatment program. For more information about white rust, please request a copy of EVAPCO Engineering Bulletin 36. A qualified water treatment company should be contacted to design a water treatment protocol specifically based on applicable location, water quality and unit materials of construction.

If acid is used for treatment, it should be accurately metered and the concentration properly controlled. **The pH of the water should be maintained between 6.5 and 8.0. Units constructed of galvanized steel operating with circulating water having a pH of 8.3 or higher will require periodic passivation of the galvanized steel to prevent the formation of "white rust".** Batch chemical feeding is not recommended because it does not afford the proper degree of control. If acid cleaning is required, extreme caution must be exercised and only inhibited acids recommended for use with galvanized construction should be used.

NOTE: Operating the condenser below 6.0 pH for any period of time may cause the removal of the protective zinc coating on the galvanized steel components.

For more information see EVAPCO Bulletin entitled "Maintenance Instructions".

Control of Biological Contamination

Water quality should be checked regularly for biological contamination. If biological contamination is detected, a more aggressive water treatment and mechanical cleaning program should be undertaken. The water treatment program should be performed in conjunction with a qualified water treatment company. It is important that all internal surfaces be kept clean of accumulated dirt and sludge. In addition, the drift eliminators should be maintained in good operating condition.

Solutions for Sound Sensitive Applications

The eco-ATC-A product line is now available with four (4) equipment options to reduce the overall sound generated from the side or top of the unit. Each option provides various levels of sound reduction and can be used in combination to provide the lowest sound level. Consult EVAPCO's evapSelect® selection program for unit sound levels. If a detailed analysis or full octave band data sheet is required for your application, please consult your EVAPCO Sales Representative.

NOTE: These low sound options may impact the overall installed dimensions and weight of the unit.

eco-ATC-A Mechanical Specifications

Furnish and install, as shown on the plans, an EVAPCO model _____ induced draft, counterflow evaporative condenser with a condensing capacity of _____ MBH total heat of rejection when operating with _____ refrigerant at _____ °F condensing temperature with a _____ °F design wet bulb temperature and a dry bulb switchover temperature of _____ °F.

IBC Compliance

The condenser shall be designed and constructed to meet the International Building Code (IBC) specifications for installed components per ASCE. The manufacturer shall provide a certificate of compliance to demonstrate that the equipment/unit has been independently tested and certified in accordance with the IBC.

Basin and Casing

The basin and casing shall be constructed of G-235 hot-dip galvanized steel for long life and durability. Standard basin accessories shall include overflow, drain, type 304 stainless steel strainers, and brass make-up valve with plastic float.

Models eco-ATC-122A to eco-ATC-988A

Fan Motor

_____ horsepower, totally enclosed, fan-cooled motors with 1.15 service factor shall be furnished suitable for outdoor service on _____ volts, _____ hertz, and _____ phase. Motor(s) shall be mounted on an adjustable base which is accessible from the outside of the unit for service. A swing away protective cover shall shield the motor and sheave from the weather.

Drive

The fan drive shall be multigroove, solid back V-belt type with taper lock bushings designed for 150% of the motor nameplate horsepower. The belt material shall be neoprene reinforced with polyester cord and specifically designed for evaporative condenser service. Fan sheave shall be aluminum alloy construction. The fans and the fan sheaves shall be mounted on the shaft with a specially coated bushing to provide maximum corrosion protection. Belt adjustment shall be accomplished from the exterior of the unit. Bearing lube lines shall be extended to the exterior of the unit for easy maintenance.

Models eco-ATC-300A to eco-ATC-3846A

Fan Motor

_____ horsepower totally enclosed air-over ball bearing fan motor(s), with 1.15 service factor shall be furnished suitable for service on _____ volts, _____ hertz, and _____ phase. Motor(s) shall be mounted on an adjustable base which allows the motor to swing to the outside of the unit for servicing.

Drive

The fan drive shall be a multigroove, solid back V-belt type with taper lock bushings designed for 150% of the motor nameplate horsepower. The belt material shall be neoprene, reinforced with polyester cord, and specifically designed for evaporative condenser service. Fan and motor sheaves shall be aluminum alloy construction. The fans and fan sheaves shall be mounted on the shaft with a specially coated bushing to provide maximum corrosion protection. Belt adjustment shall be accomplished from the exterior of the unit. Bearing lube lines shall be extended to the exterior of the unit for easy maintenance.

Axial Propeller Fans

Fans shall be heavy duty, axial propeller-type, statically balanced. The fans shall be constructed of aluminum alloy or fiberglass reinforced polypropylene blades, installed in a closely fitted cowl with venturi air inlet. Fan screens shall be galvanized steel mesh and frame, bolted to the fan cowl.

Fan Shaft Bearings

Fan shaft bearings shall be heavy duty self-aligning ball type with grease fittings extended to the outside of the unit. Bearings shall be designed for a minimum L-10 life of 75,000 hours.

Water Recirculation Pump

The pump(s) shall be a close-coupled, centrifugal type with mechanical seal, installed vertically at the factory to allow free drainage on shut down. _____ horsepower, totally enclosed motor(s) shall be furnished suitable for outdoor service on _____ volts, _____ hertz, and _____ phase.

Heat Transfer Coil

Ellipti-fin condensing coil shall be elliptical tubes of prime surface steel, encased in steel framework with entire assembly hot-dip galvanized after fabrication. All coil rows shall feature extended surface fins designed with sloping tubes for liquid drainage. Coil shall have design pressure of 300 psi and shall be in compliance with ANSI/ASME B31.5, Refrigeration Piping and Heat Transfer Components. The coil assembly shall be strength tested in accordance with ANSI/ASME B31.5 and subsequently leak tested using air under water.

Water Distribution System

The system shall provide a water flow rate of 6 GPM over each square foot of unit face area to ensure proper flooding of the coil. The spray header shall be constructed of Schedule 40 polyvinyl chloride (PVC) pipe for corrosion resistance. All spray branches shall be removable for cleaning. Heavy-duty ABS spray nozzles with large 1-1/4" diameter opening and internal sludge ring to eliminate clogging. Nozzles shall be threaded into spray header to provide easy removal for maintenance.

Eliminators

The eliminators shall be constructed entirely of inert polyvinyl chloride (PVC) in easily handled sections. The eliminator design shall incorporate three changes in air direction to assure complete removal of all entrained moisture from the discharge air stream. Maximum drift rate shall be less than 0.001% of the circulating water rate.

Louvers

The louvers shall be constructed from polyvinyl chloride (PVC) and mounted in a rugged steel frame. The louvers shall be mounted in easily removable sections for access to the pan for maintenance. The louvers shall have a minimum of two changes in air direction to prevent splash-out and block direct sunlight.

Finish

All basin and casing materials shall be constructed of G-235 heavy gauge mill hot-dip galvanized steel. During fabrication, all panel edges shall be coated with a 95% pure zinc-rich compound for superior protection against corrosion.



OUR PRODUCTS ARE MANUFACTURED WORLDWIDE.



★ World Headquarters/ Research and Development Center
■ EVAPCO Facilities



EVAPCO, Inc. — World Headquarters & Research / Development Center

P.O. Box 1300 • Westminster, MD 21158 USA
410.756.2600 • marketing@evapco.com • evapco.com

North America

EVAPCO, Inc.
World Headquarters
Westminster, MD USA
410.756.2600
marketing@evapco.com

EVAPCO East
Taneytown, MD USA
410.756.2600
marketing@evapco.com

EVAPCO East
Key Building
Taneytown, MD USA
410.756.2600
marketing@evapco.com

EVAPCO Midwest
Greenup, IL USA
217.923.3431
evapcomw@evapcomw.com

EVAPCO West
Madera, CA USA
559.673.2207
contact@evapcowest.com

EVAPCO Iowa
Lake View, IA USA
712.657.3223

EVAPCO Iowa
Sales & Engineering
Medford, MN USA
507.446.8005
evapcomn@evapcomn.com

EVAPCO Newton
Newton, IL USA
618.783.3433
evapcomw@evapcomw.com

Bulletin 160E
2M/10-20/DGD

Evapcold Manufacturing
Greenup, IL USA
217.923.3431
evapcomw@evapcomw.com

EVAPCO Dry Cooling, Inc.
Bridgewater, NJ USA
908.379.2665
info@evapcodc.com

EVAPCO Dry Cooling, Inc.
Littleton, CO USA
908.379.2665
info@evapcodc.com
Spare Parts: 908.895.3236
Spare Parts: spares@evapcodc.com

EVAPCO Power México S. de R.L. de C.V.
Mexico City, Mexico
(52) 55.8421.9260
info@evapcodc.com

Refrigeration Vessels & Systems Corporation
A wholly owned subsidiary of EVAPCO, Inc.
Bryan, TX USA
979.778.0095
rvs@rvscorp.com

EvapTech, Inc.
A wholly owned subsidiary of EVAPCO, Inc.
Edwardsville, KS USA
913.322.5165
marketing@evaptech.com

Tower Components, Inc.
A wholly owned subsidiary of EVAPCO, Inc.
Ramsaur, NC USA
336.824.2102
mail@towercomponentsinc.com

EVAPCO Alcoil, Inc.
A wholly owned subsidiary of EVAPCO, Inc.
York, PA USA
717.347.7500
info@evapco-alcoil.com

Europe

EVAPCO Europe BVBA
European Headquarters

Tongeren, Belgium
(32) 12.39.50.29
evapco.europe@evapco.be

EVAPCO Europe, S.r.l.
Milan, Italy
(39) 02.939.9041
evapcoeuropa@evapco.it

EVAPCO Europe, S.r.l.
Sondrio, Italy

EVAPCO Europe GmbH
Meerbusch, Germany
(49) 2159.69560
info@evapco.de

EVAPCO Air Solutions
A wholly owned subsidiary of EVAPCO, Inc.
Aabybro, Denmark
(45) 9824.4999
info@evapco.dk

EVAPCO Air Solutions GmbH
Garbsen, Germany
(49) 5137.938750
info@evapcoas.de

Evap Egypt Engineering Industries Co.
A licensed manufacturer of EVAPCO, Inc.
Nasr City, Cairo, Egypt
(202) 24044997 / (202) 24044998
mmanz@tiba-group.com / hany@tiba-group.com

EVAPCO Middle East DMCC
Dubai, United Arab Emirates
(971) 4.448.7242
info@evapco.ae

EVAPCO S.A. (Pty.) Ltd.
A licensed manufacturer of EVAPCO, Inc.
Isando, South Africa
(27) 11.392.6630
evapco@evapco.co.za

Asia Pacific

EVAPCO Asia Pacific
Headquarters

Baoshan Industrial Zone
Shanghai, P.R. China
(86) 21.6687.7786
marketing@evapcochina.com

EVAPCO (Shanghai) Refrigeration Equipment Co., Ltd.
Baoshan Industrial Zone, Shanghai, P.R. China
(86) 21.6687.7786
marketing@evapcochina.com

EVAPCO (Beijing) Refrigeration Equipment Co., Ltd.
Huairou District, Beijing, P.R. China
(86) 10.6166.7238
marketing@evapcochina.com

EVAPCO Air Cooling Systems (Jiaxing) Company, Ltd.
Jiaxing, Zhejiang, China
(86) 573.8311.9379
info@evapcochina.com

EVAPCO Australia (Pty.) Ltd.
Riverstone, NSW, Australia
(61) 02.9627.3322
sales@evapco.com.au

EvapTech Asia Pacific Sdn. Bhd
A wholly owned subsidiary of EvapTech, Inc.
Puchong, Selangor, Malaysia
(60) 3.8070.7255
marketing-ap@evaptech.com

South America

EVAPCO Brasil
Equipamentos Industriais Ltda.
Indaiatuba, São Paulo, Brazil
(55) 11.5681.2000
vendas@evapco.com.br

FanTR Technology Resources
Indaiatuba, São Paulo, Brazil
(55) 11.4025.1670
fantr@fantr.com

©2020 EVAPCO, Inc.

Committed to making life easier, more reliable and more sustainable for people everywhere